



POST MATCH SUMMARY REPORT

Japan 4 - 0 Colombia

Round of 16 - Match 40

29 October 2025

20:00 Kick Off

Football Academy Mohammed VI (Pitch 2)

Match Summary - Teams



Japan



4



0


Colombia









STARTING



-  12 GK Rena YAMAUCHI
-  3 DF Yuna AOKI




↓ 75'
-  6 DF Ema MATSUOKA
-  7 MF Honoka SUNAGA

↓ 62'
-  8 FW Konoha NAKAMURA

 43' ↓ 84'
-  10 MF Noa FUKUSHIMA



 22'  57' ↓ 62'
-  11 MF Yuna TAKAHASHI
-  13 FW Ua ONO


 10'
-  15 MF Niko SHIKIDA



 85'
-  16 DF Mone SATO
-  17 DF Kelly NEREI


↓ 75'

SUBSTITUTES


-  1 GK Kaho KUMAZAWA
-  21 GK Asuka SEKIGUCHI
-  2 DF Yuna MIYAZAKI

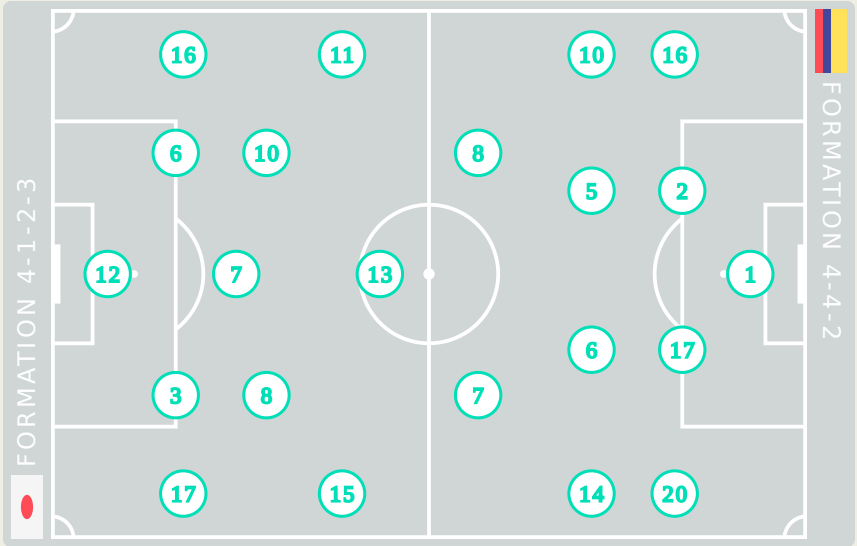
↑ 75'
-  4 MF Momoka SANO

↑ 75'
-  5 DF Mihiro FURUKAWA
-  9 FW Nanami TAIRA

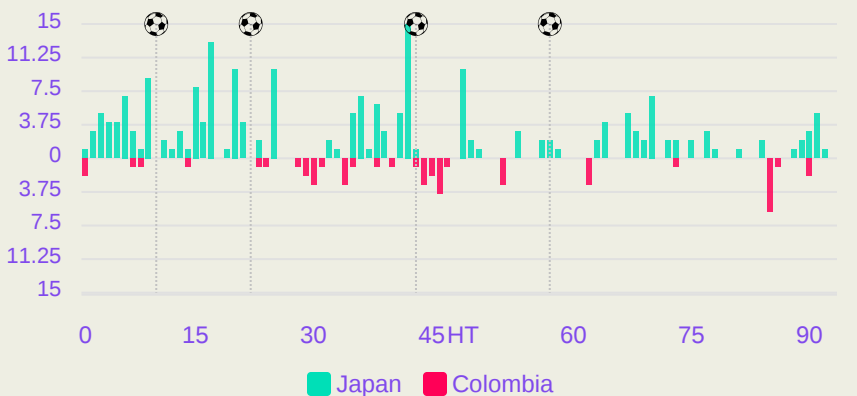
↑ 84'
-  14 MF Iro SATO

↑ 62'
-  18 MF Shizuru IIDA

↑ 62'
-  19 DF Ena KOIZUMI
-  20 FW Manami SATO



Distribution in the Final Third



STARTING

- Isabella TEJADA GK 1 
- Laura CANO DF 2 
- Isabella SANTA MF 5 
-  82'

Ana CLAVIJO MF 6 
- ↓ 84'

Alejandra BALDOVINO FW 7 
- ↓ 76'





 74'



London CRAWFORD MF 8 
- Ella MARTINEZ MF 10 
- ↓ 67'


Daniela TODD MF 14 
- Izabela CORTES DF 16 
- Sofia GARCIA DF 17 
- ↓ 84'



Shaira COLLAZOS DF 20 


SUBSTITUTES

- Sofia PRIETO GK 12 
- Melany DIAZ GK 21 
- Sofia ORTIZ DF 3 
- Juanita PARGA MF 4 
- ↑ 84'

Camila CORTES FW 9 
- Vanessa PUERTA MF 11 
- ↑ 84'

Isabella AMADO DF 13 
- ↑ 67'

Angelica CASTILLO MF 15 
- Maura HENAO FW 18 
- ↑ 76'

Camila CEBALLOS DF 19 

Match Summary - Key Statistics

 **Japan**



Colombia 

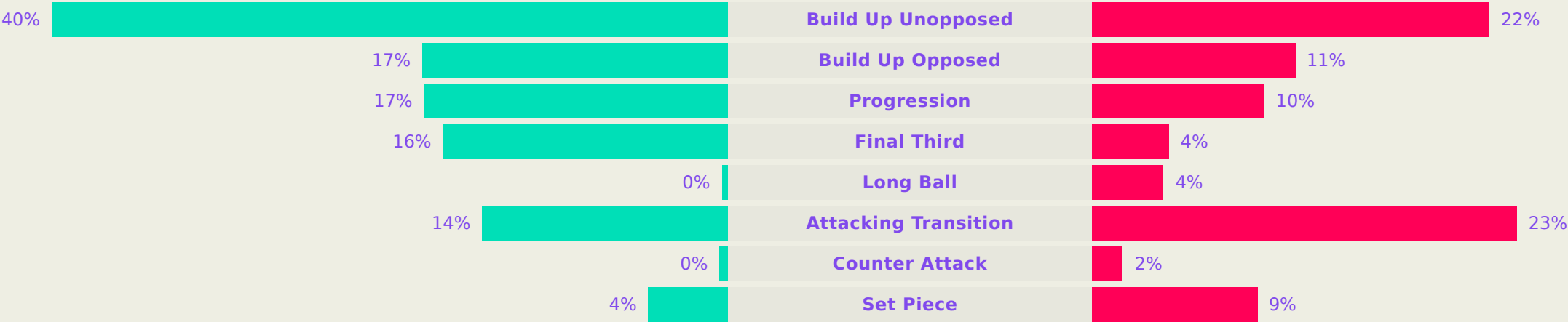
| Possession | | | | | |
|------------|---|--|-----------|--|--|
| Total | <div><div>62.8%</div><div>12.3%</div><div>25%</div></div> | | Total | | |
| 4 | Goals | | 0 | | |
| 22 (10) | Attempts at Goal (On Target) | | 2 (0) | | |
| 630 (561) | Total Passes (Complete) | | 225 (134) | | |
| 89 % | Pass Completion % | | 60 % | | |
| 88 | Completed Line Breaks | | 30 | | |
| 5 | Defensive Line Breaks | | 1 | | |
| 169 | Receptions in the Final Third | | 30 | | |
| 30 | Crosses | | 7 | | |
| 27 | Ball Progressions | | 17 | | |
| 113 (35) | Defensive Pressures Applied (Direct Pressures) | | 285 (45) | | |
| 47 | Forced Turnovers | | 39 | | |
| 101 | Second Balls | | 67 | | |
| 100.6 km | Total Distance Covered | | 98.8 km | | |
| 4.5 km | Zone 4 - Low Speed Sprinting: 19-23 km/h | | 3.7 km | | |



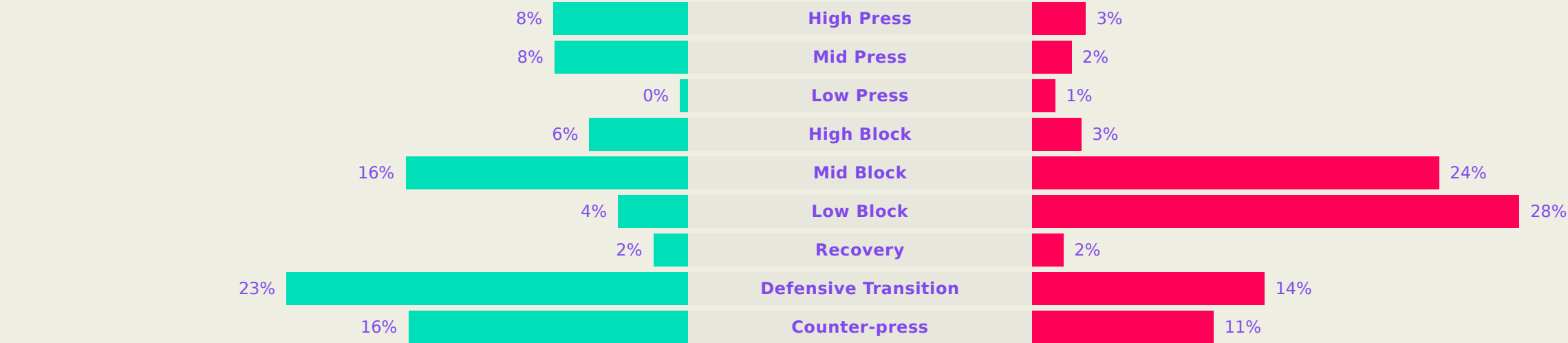
Phases of Play




IN POSSESSION



OUT OF POSSESSION

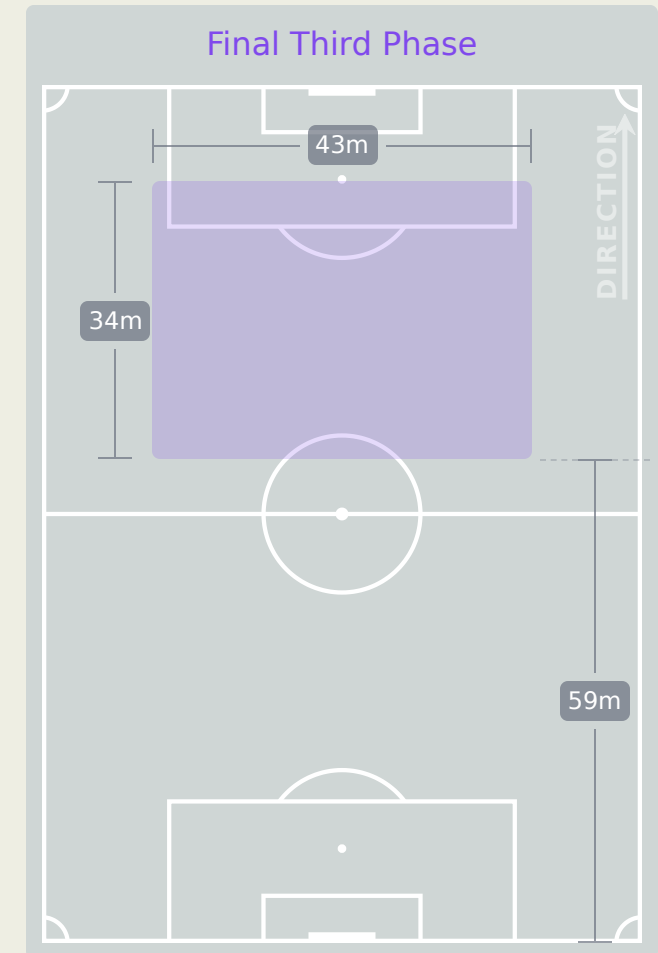
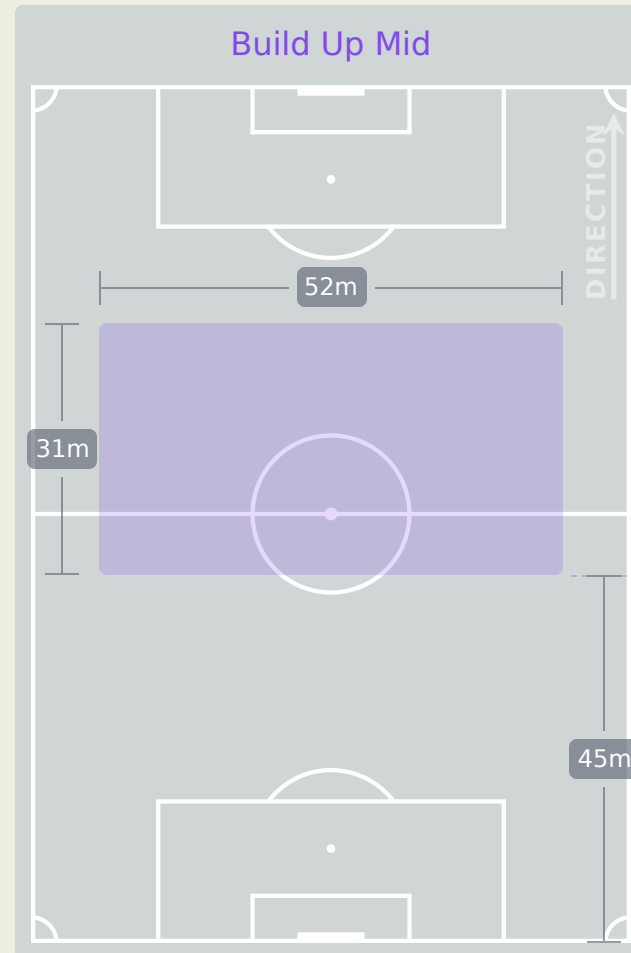
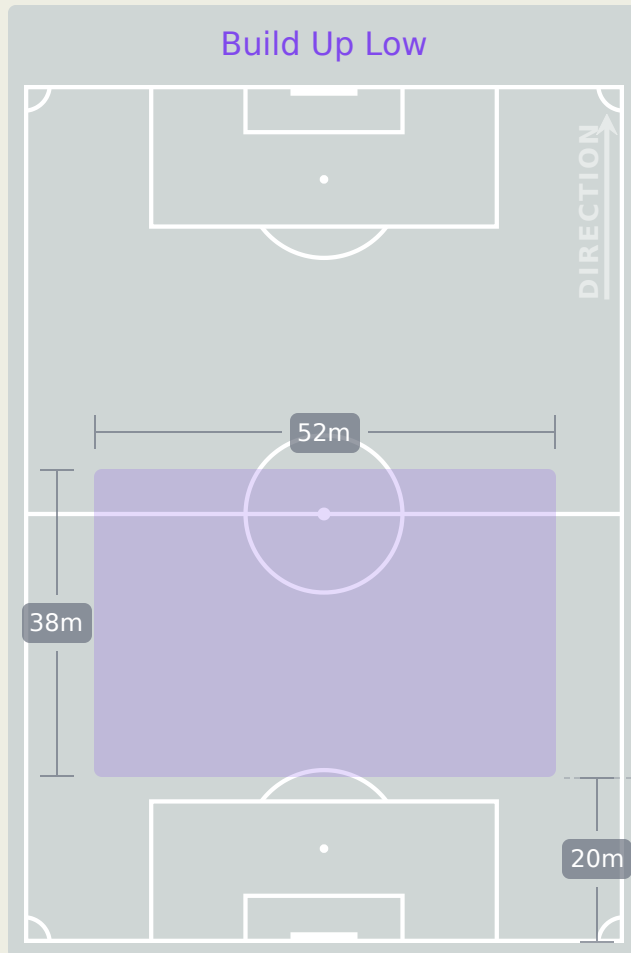




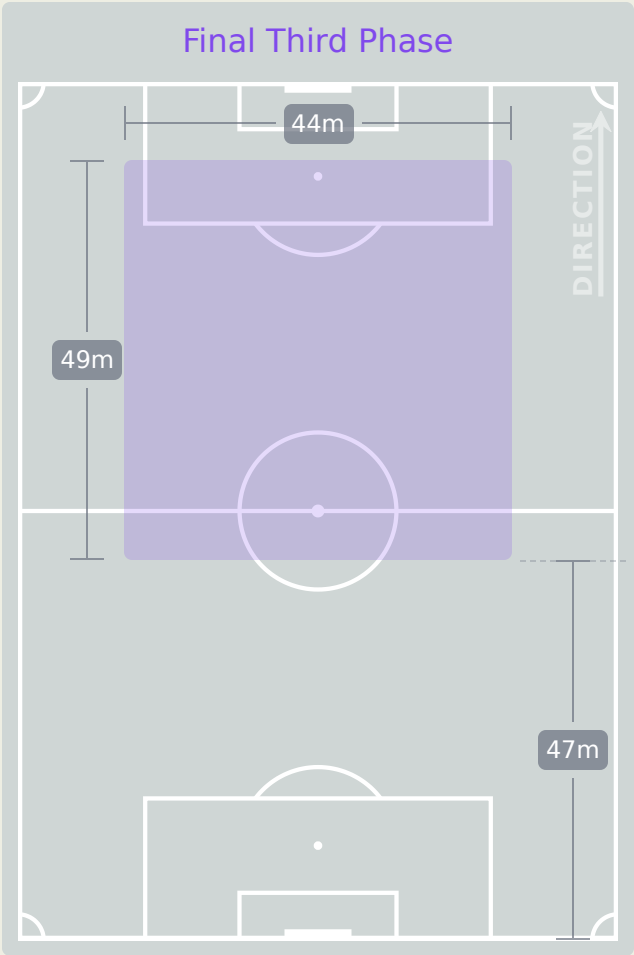
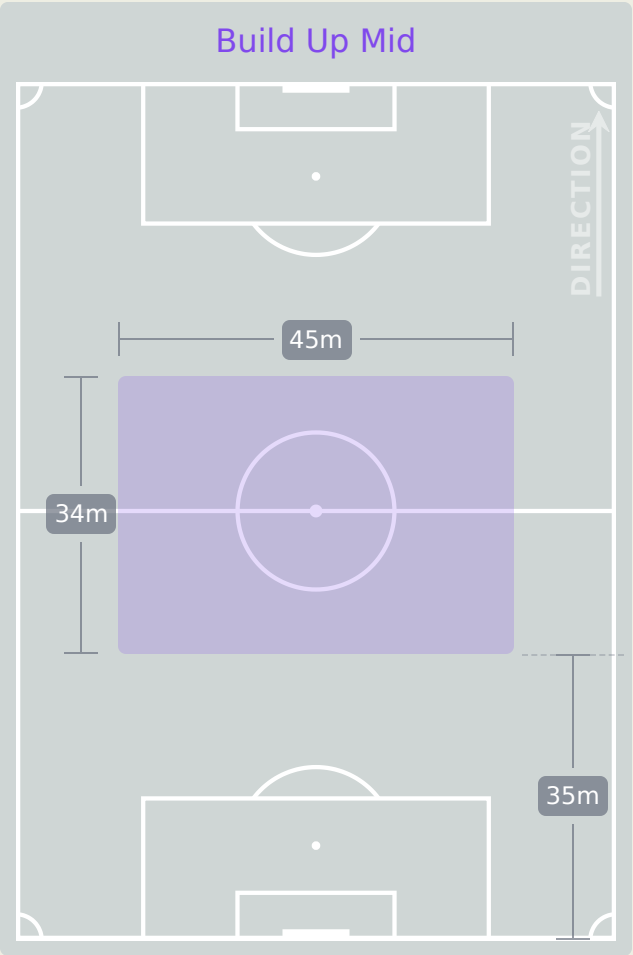
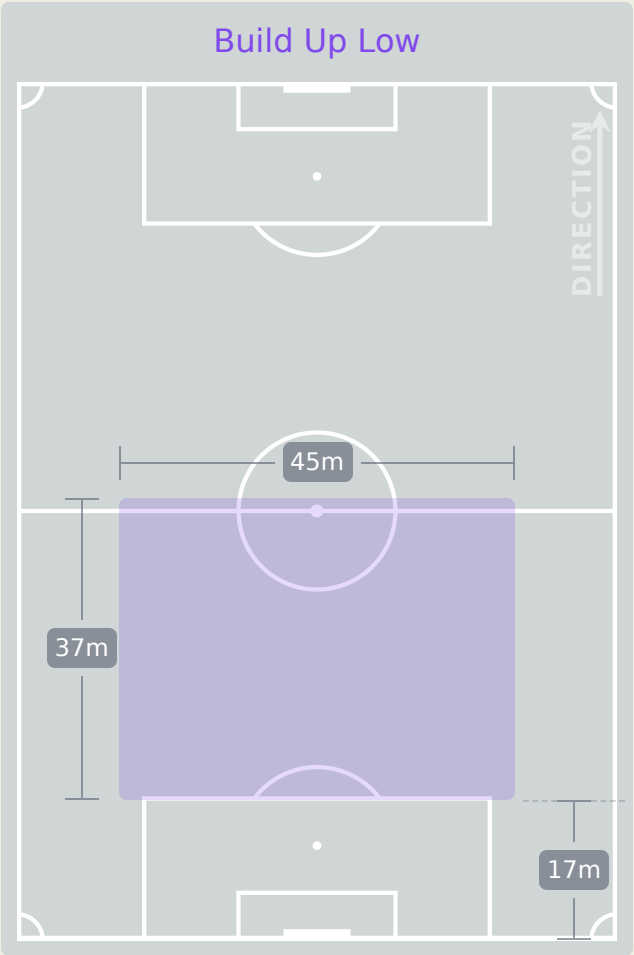
IN POSSESSION

Japan 4 – 0 Colombia

In Possession Line Height & Team Length



In Possession Line Height & Team Length



Line Breaks



Attempted Line Breaks

120

49
Attempted

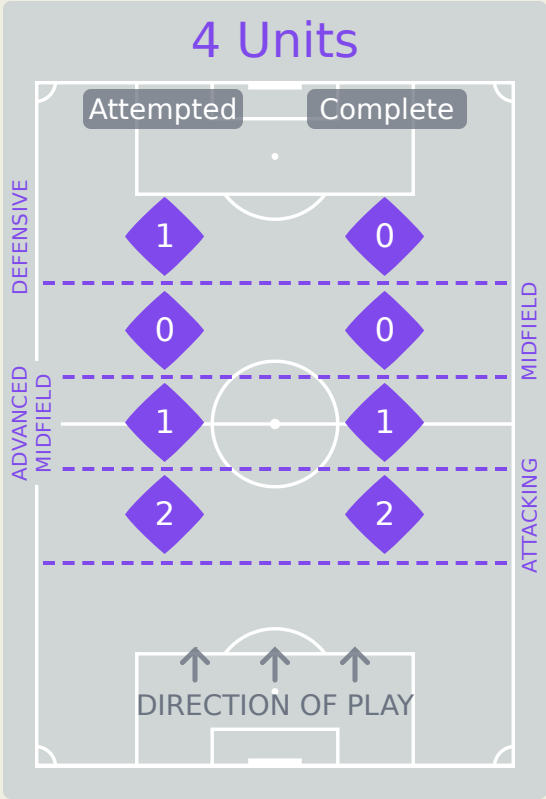
37
Complete

44
Attempted

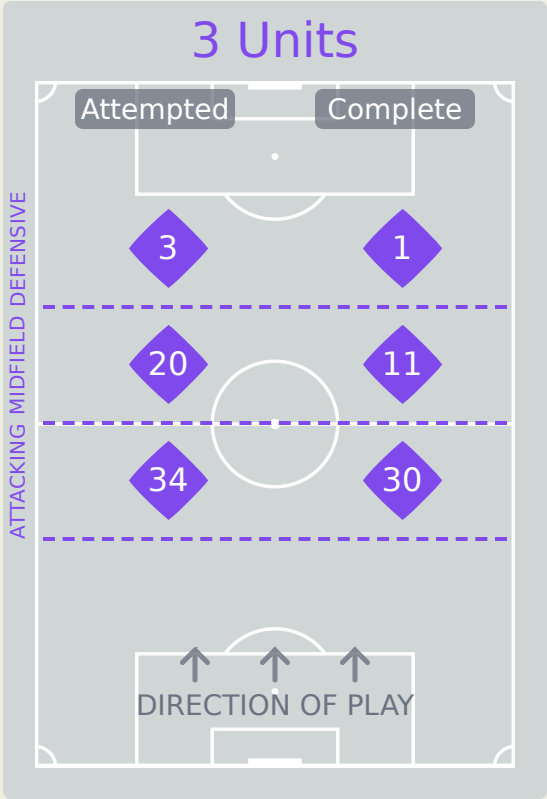
40
Complete

27
Attempted

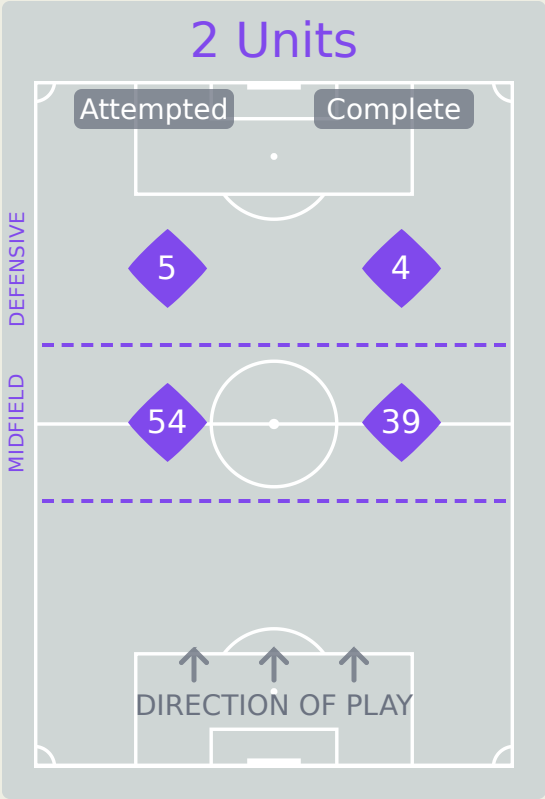
11
Complete



| | |
|-----------------------|---|
| Attempted Line Breaks | 4 |
| Inside Shape | 3 |
| Outside Shape | 1 |



| | |
|-----------------------|----|
| Attempted Line Breaks | 57 |
| Inside Shape | 30 |
| Outside Shape | 27 |



| | |
|-----------------------|----|
| Attempted Line Breaks | 59 |
| Inside Shape | 42 |
| Outside Shape | 17 |

Line Breaks



Colombia

Attempted Line Breaks

83



11

Attempted

6

Complete




17

Attempted

9

Complete

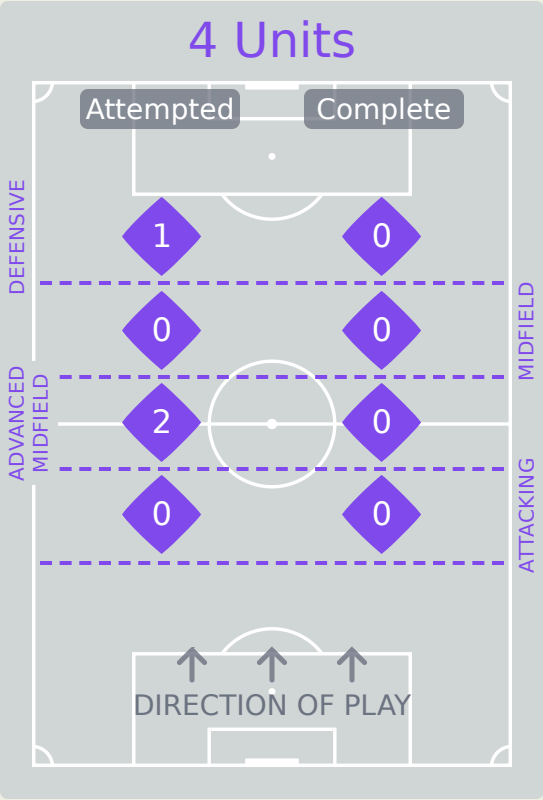


55

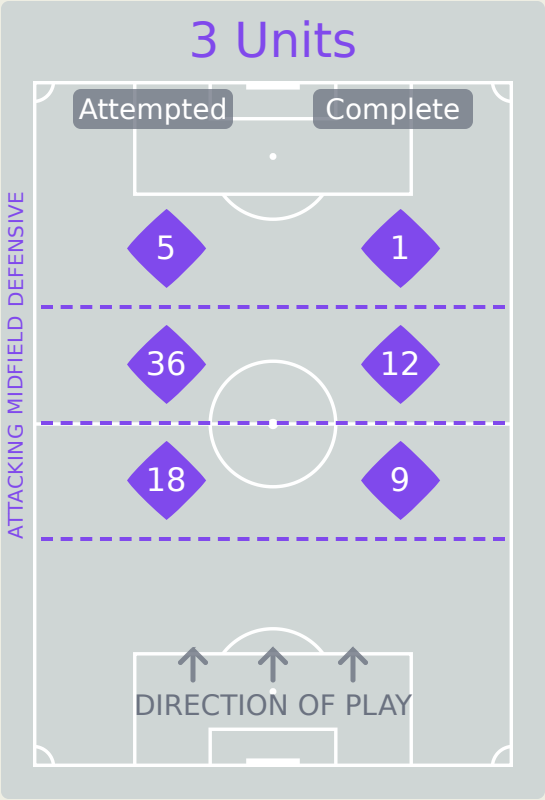
Attempted

15

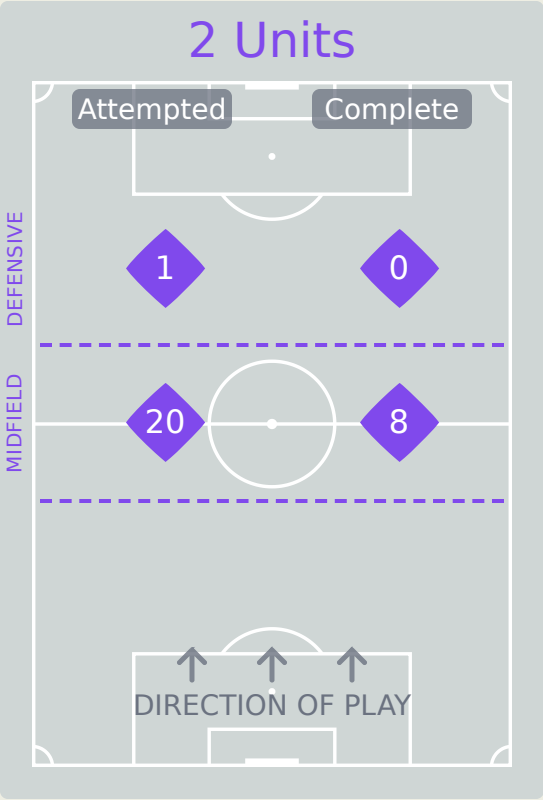
Complete



| | |
|-----------------------|---|
| Attempted Line Breaks | 3 |
| Inside Shape | 3 |
| Outside Shape | 0 |



| | |
|-----------------------|----|
| Attempted Line Breaks | 59 |
| Inside Shape | 48 |
| Outside Shape | 11 |



| | |
|-----------------------|----|
| Attempted Line Breaks | 21 |
| Inside Shape | 18 |
| Outside Shape | 3 |

Line Breaks



| | | | | | 4 Units | | | | 3 Units | | | 2 Units | | Direction | | | Distribution Type | | |
|----|-----------------|-----------------------|-----------------------|-------------------------|----------------|-------------------------|---------------|----------------|----------------|---------------|----------------|---------------|----------------|-----------|--------|------|-------------------|-------|------------------|
| # | Player | Line Breaks Attempted | Line Breaks Completed | Line Break Completion % | Attacking Line | Attacking Midfield Line | Midfield Line | Defensive Line | Attacking Line | Midfield Line | Defensive Line | Midfield Line | Defensive Line | Through | Around | Over | Pass | Cross | Ball Progression |
| 12 | Rena YAMAUCHI | 1 | 0 | 0% | 0 | 0 | 0 | 0 | 1 | 0 | 0 | 0 | 0 | 0 | 0 | 1 | 1 | 0 | 0 |
| 3 | Yuna AOKI | 12 | 7 | 58% | 1 | 0 | 0 | 0 | 3 | 2 | 0 | 5 | 1 | 3 | 5 | 4 | 12 | 0 | 0 |
| 6 | Ema MATSUOKA | 10 | 7 | 70% | 0 | 0 | 0 | 0 | 5 | 1 | 0 | 4 | 0 | 2 | 6 | 2 | 9 | 1 | 0 |
| 7 | Honoka SUNAGA | 13 | 11 | 85% | 1 | 0 | 0 | 0 | 1 | 2 | 0 | 9 | 0 | 10 | 2 | 1 | 13 | 0 | 0 |
| 8 | Konoha NAKAMURA | 11 | 10 | 91% | 0 | 0 | 0 | 0 | 2 | 0 | 0 | 9 | 0 | 7 | 2 | 2 | 9 | 0 | 2 |
| 10 | Noa FUKUSHIMA | 4 | 3 | 75% | 0 | 0 | 0 | 0 | 2 | 0 | 0 | 2 | 0 | 3 | 1 | 0 | 4 | 0 | 0 |
| 11 | Yuna TAKAHASHI | 13 | 7 | 54% | 0 | 1 | 0 | 0 | 0 | 4 | 0 | 6 | 2 | 9 | 1 | 3 | 13 | 0 | 0 |
| 13 | Ua ONO | 1 | 0 | 0% | 0 | 0 | 0 | 1 | 0 | 0 | 0 | 0 | 0 | 0 | 0 | 1 | 1 | 0 | 0 |
| 15 | Niko SHIKIDA | 7 | 5 | 71% | 0 | 0 | 0 | 0 | 1 | 0 | 3 | 2 | 1 | 3 | 2 | 2 | 4 | 1 | 2 |
| 16 | Mone SATO | 26 | 22 | 85% | 0 | 0 | 0 | 0 | 11 | 8 | 0 | 7 | 0 | 6 | 15 | 5 | 25 | 0 | 1 |
| 17 | Kelly NEREI | 15 | 10 | 67% | 0 | 0 | 0 | 0 | 4 | 3 | 0 | 7 | 1 | 4 | 8 | 3 | 13 | 0 | 2 |
| 2 | Yuna MIYAZAKI | 2 | 2 | 100% | 0 | 0 | 0 | 0 | 1 | 0 | 0 | 1 | 0 | 0 | 1 | 1 | 2 | 0 | 0 |
| 4 | Momoka SANO | 1 | 1 | 100% | 0 | 0 | 0 | 0 | 1 | 0 | 0 | 0 | 0 | 0 | 0 | 1 | 1 | 0 | 0 |
| 9 | Nanami TAIRA | 0 | 0 | 0% | 0 | 0 | 0 | 0 | 0 | 0 | 0 | 0 | 0 | 0 | 0 | 0 | 0 | 0 | 0 |
| 14 | Iro SATO | 2 | 2 | 100% | 0 | 0 | 0 | 0 | 1 | 0 | 0 | 1 | 0 | 1 | 0 | 1 | 2 | 0 | 0 |
| 18 | Shizuru IIDA | 2 | 1 | 50% | 0 | 0 | 0 | 0 | 1 | 0 | 0 | 1 | 0 | 1 | 1 | 0 | 2 | 0 | 0 |

Passing Networks



| # | Passes From ↓ to → | Rena YAMAUCHI | Yuna AOKI | Ema MATSUOKA | Honoka SUNAGA | Konoha NAKAMURA | Noa FUKUSHIMA | Yuna TAKAHASHI | Ua ONO | Niko SHIKIDA | Mone SATO | Kelly NEREI | Yuna MIYAZAKI | Momoka SANO | Nanami TAIRA | Iro SATO | Shizuru IIDA |
|----|--------------------|---------------|-----------|--------------|---------------|-----------------|---------------|----------------|--------|--------------|-----------|-------------|---------------|-------------|--------------|----------|--------------|
| 12 | Rena YAMAUCHI | | 6 | 5 | 1 | 0 | 0 | 0 | 0 | 0 | 3 | 0 | 0 | 2 | 0 | 1 | 0 |
| 3 | Yuna AOKI | 3 | | 34 | 13 | 10 | 2 | 2 | 2 | 2 | 13 | 11 | 0 | 0 | 0 | 0 | 0 |
| 6 | Ema MATSUOKA | 3 | 32 | | 18 | 1 | 6 | 9 | 0 | 0 | 19 | 3 | 0 | 1 | 0 | 4 | 2 |
| 7 | Honoka SUNAGA | 0 | 18 | 14 | | 6 | 4 | 6 | 3 | 0 | 7 | 7 | 0 | 0 | 0 | 0 | 0 |
| 8 | Konoha NAKAMURA | 0 | 8 | 0 | 2 | | 4 | 2 | 2 | 6 | 2 | 8 | 2 | 1 | 0 | 1 | 2 |
| 10 | Noa FUKUSHIMA | 0 | 1 | 3 | 6 | 4 | | 3 | 1 | 1 | 2 | 3 | 0 | 0 | 0 | 0 | 0 |
| 11 | Yuna TAKAHASHI | 0 | 0 | 6 | 6 | 0 | 4 | | 5 | 0 | 5 | 1 | 0 | 0 | 0 | 0 | 1 |
| 13 | Ua ONO | 0 | 1 | 0 | 1 | 2 | 3 | 2 | | 7 | 0 | 3 | 0 | 0 | 1 | 0 | 0 |
| 15 | Niko SHIKIDA | 0 | 2 | 0 | 1 | 4 | 0 | 0 | 1 | | 0 | 3 | 0 | 0 | 0 | 0 | 0 |
| 16 | Mone SATO | 4 | 7 | 22 | 6 | 0 | 3 | 13 | 3 | 0 | | 1 | 0 | 4 | 0 | 3 | 2 |
| 17 | Kelly NEREI | 2 | 12 | 4 | 5 | 5 | 1 | 0 | 2 | 7 | 1 | | 0 | 0 | 0 | 0 | 0 |
| 2 | Yuna MIYAZAKI | 0 | 0 | 0 | 0 | 1 | 0 | 0 | 0 | 1 | 0 | 0 | | 1 | 0 | 1 | 0 |
| 4 | Momoka SANO | 1 | 0 | 0 | 0 | 2 | 0 | 0 | 0 | 0 | 3 | 0 | 2 | | 0 | 3 | 1 |
| 9 | Nanami TAIRA | 0 | 0 | 0 | 0 | 0 | 0 | 1 | 1 | 0 | 0 | 0 | 0 | 0 | | 0 | 0 |
| 14 | Iro SATO | 0 | 0 | 1 | 0 | 4 | 0 | 0 | 1 | 0 | 4 | 0 | 0 | 1 | 1 | | 2 |
| 18 | Shizuru IIDA | 0 | 1 | 2 | 0 | 2 | 0 | 0 | 0 | 0 | 6 | 0 | 0 | 2 | 0 | 0 | |

| Top 5 Player to Player Passers | | |
|--------------------------------|---------------|------------------------|
| Player | Passed To | % of Total Team Passes |
| Yuna AOKI | Ema MATSUOKA | 6.2% |
| Ema MATSUOKA | Yuna AOKI | 5.8% |
| Mone SATO | Ema MATSUOKA | 4% |
| Ema MATSUOKA | Mone SATO | 3.5% |
| Ema MATSUOKA | Honoka SUNAGA | 3.3% |

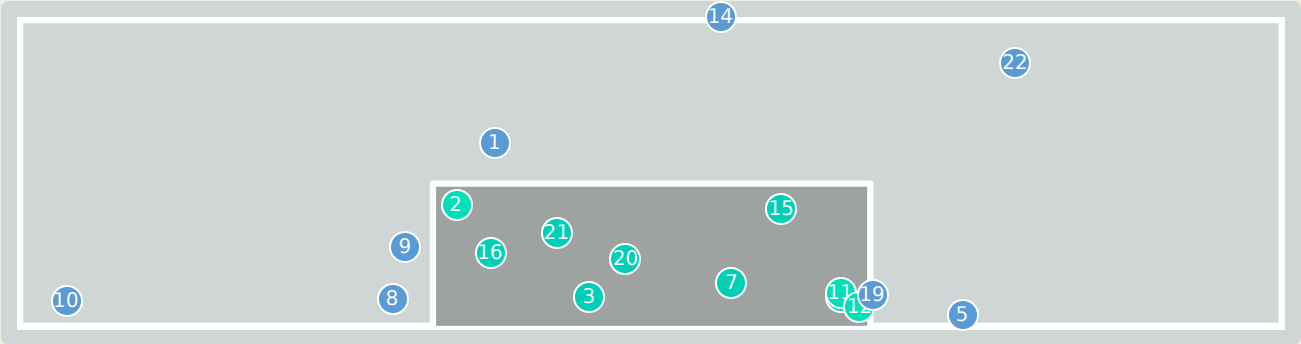
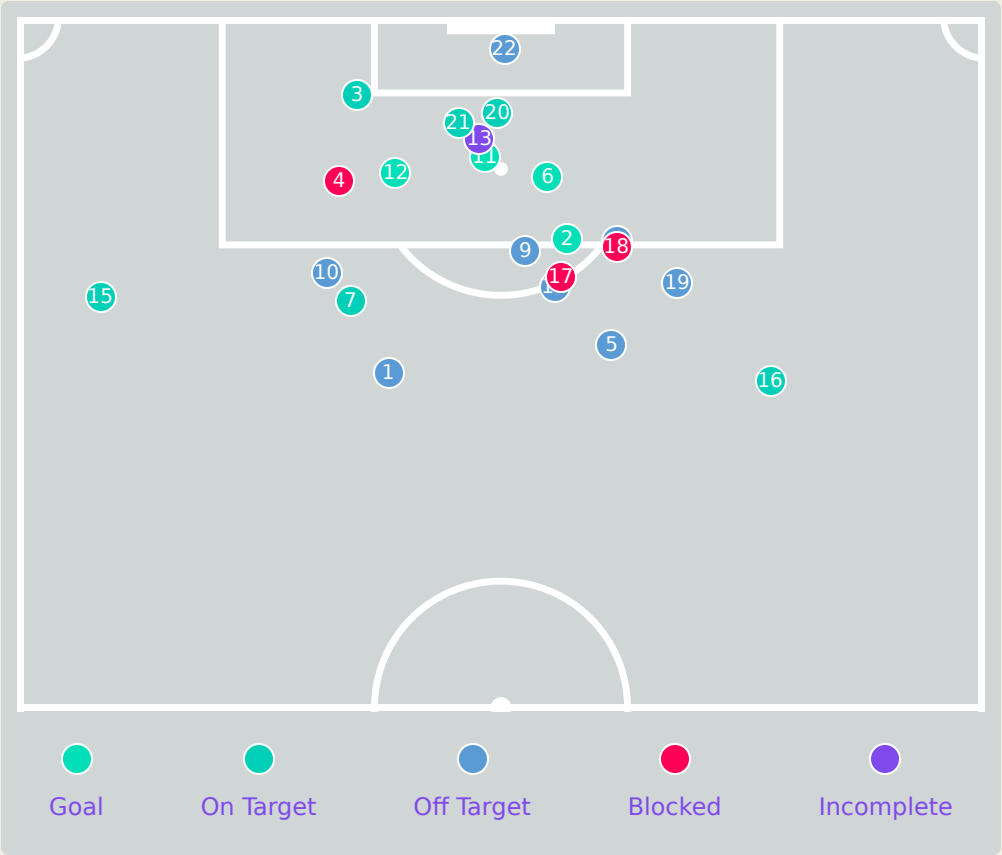
Passing Networks



| # | Passes From ↓ to → | Isabella TEJADA | Laura CANO | Isabella SANTA | Ana CLAVIJO | Alejandra BALDOVINO | London CRAWFORD | Ella MARTINEZ | Daniela TODD | Izabela CORTES | Sofia GARCIA | Shaira COLLAZOS | Camila CORTES | Isabella AMADO | Angelica CASTILLO | Camila CEBALLOS |
|----|---------------------|-----------------|------------|----------------|-------------|---------------------|-----------------|---------------|--------------|----------------|--------------|-----------------|---------------|----------------|-------------------|-----------------|
| 1 | Isabella TEJADA | | 2 | 0 | 2 | 1 | 0 | 1 | 0 | 0 | 4 | 0 | 0 | 0 | 0 | 0 |
| 2 | Laura CANO | 1 | | 0 | 0 | 1 | 1 | 0 | 0 | 0 | 10 | 0 | 1 | 0 | 0 | 0 |
| 5 | Isabella SANTA | 0 | 1 | | 1 | 0 | 1 | 2 | 1 | 1 | 0 | 2 | 0 | 1 | 0 | 0 |
| 6 | Ana CLAVIJO | 0 | 1 | 1 | | 1 | 0 | 1 | 1 | 3 | 2 | 3 | 0 | 0 | 1 | 1 |
| 7 | Alejandra BALDOVINO | 0 | 1 | 3 | 0 | | 0 | 1 | 3 | 0 | 1 | 0 | 0 | 0 | 0 | 0 |
| 8 | London CRAWFORD | 0 | 1 | 0 | 1 | 2 | | 1 | 0 | 0 | 0 | 0 | 0 | 0 | 0 | 0 |
| 10 | Ella MARTINEZ | 0 | 2 | 0 | 1 | 1 | 1 | | 0 | 0 | 0 | 0 | 0 | 0 | 0 | 1 |
| 14 | Daniela TODD | 0 | 0 | 0 | 0 | 1 | 1 | 1 | | 0 | 0 | 2 | 0 | 0 | 0 | 0 |
| 16 | Izabela CORTES | 0 | 2 | 0 | 1 | 0 | 0 | 2 | 0 | | 0 | 0 | 0 | 0 | 0 | 0 |
| 17 | Sofia GARCIA | 1 | 8 | 0 | 0 | 0 | 0 | 0 | 3 | 0 | | 8 | 0 | 1 | 0 | 0 |
| 20 | Shaira COLLAZOS | 0 | 0 | 0 | 1 | 0 | 0 | 1 | 1 | 0 | 4 | | 0 | 0 | 0 | 0 |
| 9 | Camila CORTES | 0 | 0 | 1 | 1 | 0 | 0 | 1 | 0 | 0 | 0 | 0 | | 1 | 0 | 0 |
| 13 | Isabella AMADO | 1 | 0 | 0 | 0 | 0 | 0 | 0 | 0 | 0 | 3 | 0 | 0 | | 0 | 0 |
| 15 | Angelica CASTILLO | 0 | 0 | 0 | 0 | 0 | 0 | 0 | 0 | 0 | 0 | 0 | 0 | 0 | | 1 |
| 19 | Camila CEBALLOS | 0 | 1 | 0 | 0 | 0 | 0 | 0 | 0 | 0 | 0 | 0 | 0 | 0 | 0 | |

| Top 5 Player to Player Passers | | |
|--------------------------------|-----------------|------------------------|
| Player | Passed To | % of Total Team Passes |
| Laura CANO | Sofia GARCIA | 8.5% |
| Sofia GARCIA | Laura CANO | 6.8% |
| Sofia GARCIA | Shaira COLLAZOS | 6.8% |
| Isabella TEJADA | Sofia GARCIA | 3.4% |
| Shaira COLLAZOS | Sofia GARCIA | 3.4% |

Attempts at Goal



| Key | Outcome | Shots |
|-----|------------|-------|
| ● | Goals | 4 |
| ● | On Target | 6 |
| ● | Off Target | 8 |
| ● | Blocked | 3 |
| ● | Incomplete | 1 |

Attempts at Goal



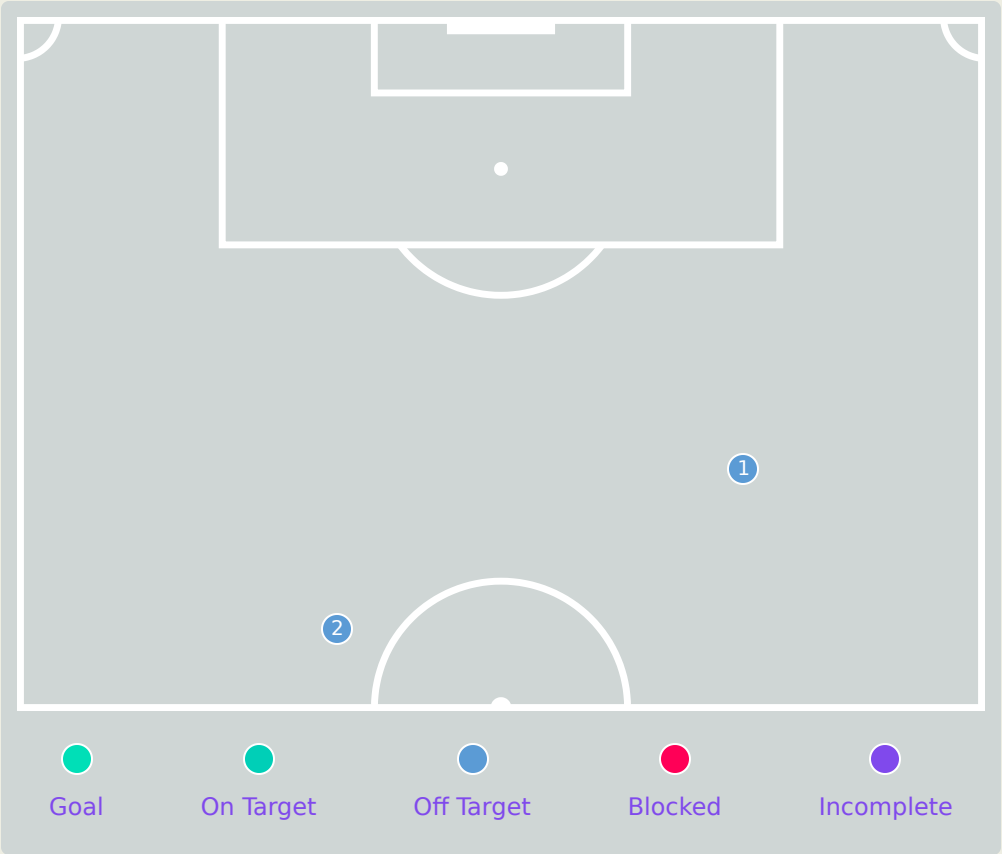
| Time | Player | Outcome | Body Part | Delivery Type |
|------|-------------------|--|------------|------------------|
| 4 | 7 Honoka SUNAGA | Off Target | Right Foot | Pass |
| 9 | 13 Ua ONO | On Target - Goal | Left Foot | Pass |
| 15 | 13 Ua ONO | On Target - Goal Prevented | Left Foot | Pass |
| 15 | 11 Yuna TAKAHASHI | Incomplete - Blocked | Right Foot | Other |
| 17 | 7 Honoka SUNAGA | Off Target | Right Foot | Loose Ball |
| 21 | 10 Noa FUKUSHIMA | On Target - Goal | Left Foot | Cross |
| 23 | 11 Yuna TAKAHASHI | On Target - Saved | Right Foot | Loose Ball |
| 25 | 8 Konoha NAKAMURA | Off Target | Left Foot | Ball Progression |
| 32 | 8 Konoha NAKAMURA | Off Target | Left Foot | Ball Progression |
| 37 | 15 Niko SHIKIDA | Deflected Off Target - Defensive Event | Right Foot | Loose Ball |
| 42 | 8 Konoha NAKAMURA | On Target - Goal | Left Foot | Cross |
| 56 | 10 Noa FUKUSHIMA | On Target - Goal | Left Foot | Pass |
| 58 | 3 Yuna AOKI | Incomplete - Player On Ball Error | Right Foot | Corner |
| 58 | 7 Honoka SUNAGA | Off Target | Right Foot | Loose Ball |
| 68 | 11 Yuna TAKAHASHI | On Target - Saved | Right Foot | Pass |
| 69 | 17 Kelly NEREI | On Target - Saved | Left Foot | Pass |
| 71 | 8 Konoha NAKAMURA | Incomplete - Blocked | Right Foot | Freekick |

Attempts at Goal



| Time | Player | Outcome | Body Part | Delivery Type |
|------|-------------------|----------------------------|------------|---------------|
| 71 | 8 Konoha NAKAMURA | Incomplete - Blocked | Right Foot | Other |
| 82 | 14 Iro SATO | Off Target | Right Foot | Freekick |
| 91 | 13 Ua ONO | On Target - Saved | Left Foot | Loose Ball |
| 91 | 9 Nanami TAIRA | On Target - Goal Prevented | Right Foot | Pass |
| 92 | 4 Momoka SANO | Off Target | Head | Corner |

Attempts at Goal



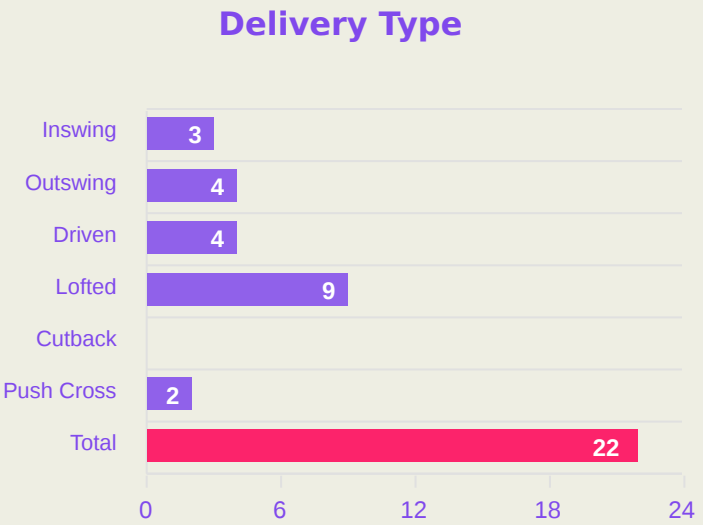
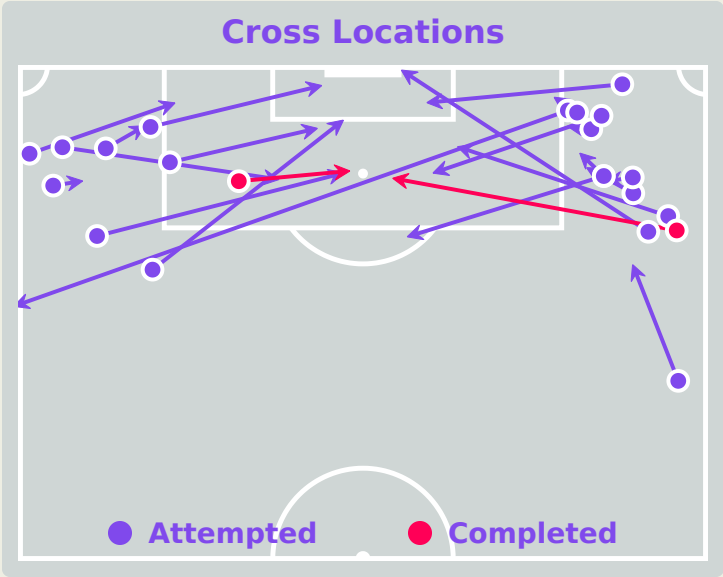
| Key | Outcome | Shots |
|-----|------------|-------|
| ● | Goals | 0 |
| ● | On Target | 0 |
| ● | Off Target | 2 |
| ● | Blocked | 0 |
| ● | Incomplete | 0 |

Attempts at Goal



| Time | Player | Outcome | Body Part | Delivery Type |
|------|--------------|--|------------|---------------|
| 29 | 2 Laura CANO | Deflected Off Target - Defensive Event | Right Foot | Loose Ball |
| 87 | 2 Laura CANO | Off Target | Right Foot | Freekick |

Crosses (Open Play)



Attempted

22

Completed

2

Most Crosses Attempted

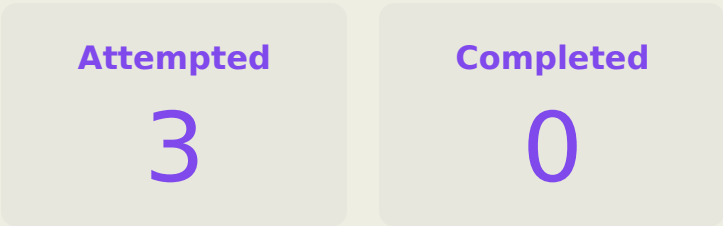
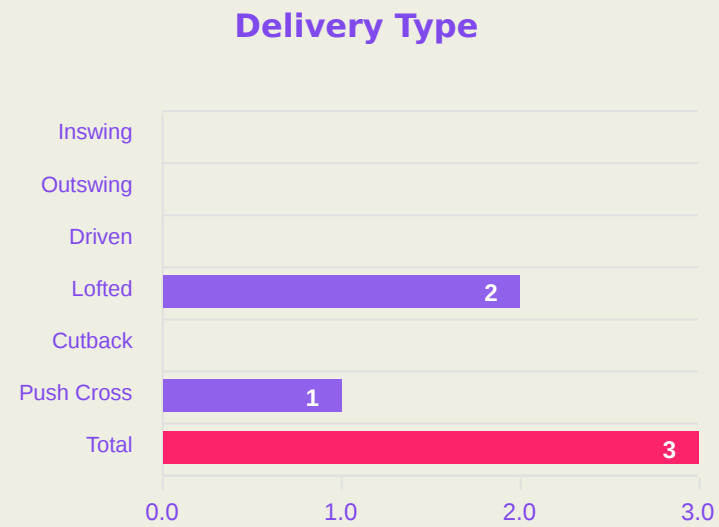
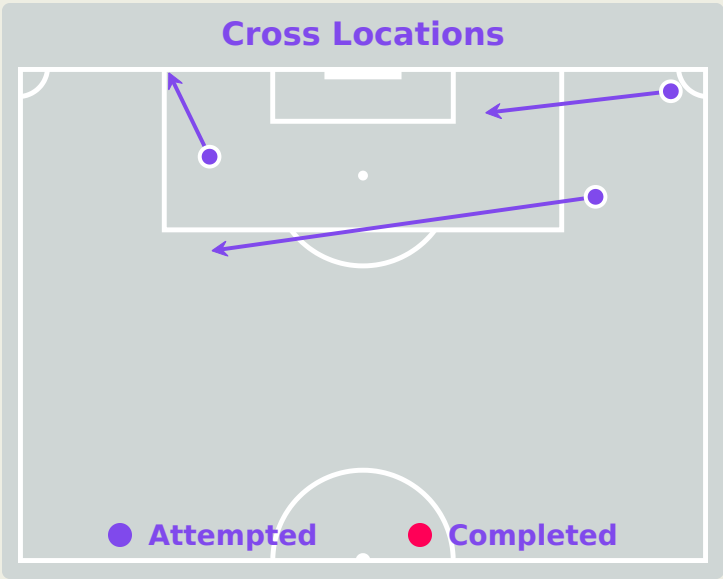
13

Niko SHIKIDA

RIGHT WINGER

| # | Player | Inswing | Outswing | Driven | Lofted | Cutback | Push Cross | Total Attempted |
|----|-----------------|---------|----------|--------|--------|---------|------------|-----------------|
| 12 | Rena YAMAUCHI | 0 | 0 | 0 | 0 | 0 | 0 | 0 |
| 3 | Yuna AOKI | 0 | 0 | 0 | 0 | 0 | 0 | 0 |
| 6 | Ema MATSUOKA | 1 | 0 | 0 | 0 | 0 | 0 | 1 |
| 7 | Honoka SUNAGA | 1 | 0 | 0 | 0 | 0 | 0 | 1 |
| 8 | Konoha NAKAMURA | 0 | 0 | 0 | 0 | 0 | 0 | 0 |
| 10 | Noa FUKUSHIMA | 0 | 0 | 2 | 0 | 0 | 0 | 2 |
| 11 | Yuna TAKAHASHI | 0 | 1 | 1 | 2 | 0 | 0 | 4 |
| 13 | Ua ONO | 0 | 0 | 0 | 0 | 0 | 0 | 0 |
| 15 | Niko SHIKIDA | 1 | 3 | 1 | 7 | 0 | 1 | 13 |
| 16 | Mone SATO | 0 | 0 | 0 | 0 | 0 | 1 | 1 |
| 17 | Kelly NEREI | 0 | 0 | 0 | 0 | 0 | 0 | 0 |
| 2 | Yuna MIYAZAKI | 0 | 0 | 0 | 0 | 0 | 0 | 0 |
| 4 | Momoka SANO | 0 | 0 | 0 | 0 | 0 | 0 | 0 |
| 9 | Nanami TAIRA | 0 | 0 | 0 | 0 | 0 | 0 | 0 |
| 14 | Iro SATO | 0 | 0 | 0 | 0 | 0 | 0 | 0 |
| 18 | Shizuru IIDA | 0 | 0 | 0 | 0 | 0 | 0 | 0 |

Crosses (Open Play)



| # | Player | Inswing | Outswing | Driven | Lofted | Cutback | Push Cross | Total Attempted |
|----|---------------------|---------|----------|--------|--------|---------|------------|-----------------|
| 1 | Isabella TEJADA | 0 | 0 | 0 | 0 | 0 | 0 | 0 |
| 2 | Laura CANO | 0 | 0 | 0 | 0 | 0 | 0 | 0 |
| 5 | Isabella SANTA | 0 | 0 | 0 | 0 | 0 | 0 | 0 |
| 6 | Ana CLAVIJO | 0 | 0 | 0 | 0 | 0 | 0 | 0 |
| 7 | Alejandra BALDOVINO | 0 | 0 | 0 | 0 | 0 | 0 | 0 |
| 8 | London CRAWFORD | 0 | 0 | 0 | 0 | 0 | 0 | 0 |
| 10 | Ella MARTINEZ | 0 | 0 | 0 | 1 | 0 | 0 | 1 |
| 14 | Daniela TODD | 0 | 0 | 0 | 0 | 0 | 1 | 1 |
| 16 | Izabela CORTES | 0 | 0 | 0 | 1 | 0 | 0 | 1 |
| 17 | Sofia GARCIA | 0 | 0 | 0 | 0 | 0 | 0 | 0 |
| 20 | Shaira COLLAZOS | 0 | 0 | 0 | 0 | 0 | 0 | 0 |
| 9 | Camila CORTES | 0 | 0 | 0 | 0 | 0 | 0 | 0 |
| 13 | Isabella AMADO | 0 | 0 | 0 | 0 | 0 | 0 | 0 |
| 15 | Angelica CASTILLO | 0 | 0 | 0 | 0 | 0 | 0 | 0 |
| 19 | Camila CEBALLOS | 0 | 0 | 0 | 0 | 0 | 0 | 0 |

Offering to Receive



316

Total Offers Made

121

Total Offers Received

Most Offers

71

Konoha NAKAMURA

RIGHT CENTRE MIDFIELD

137

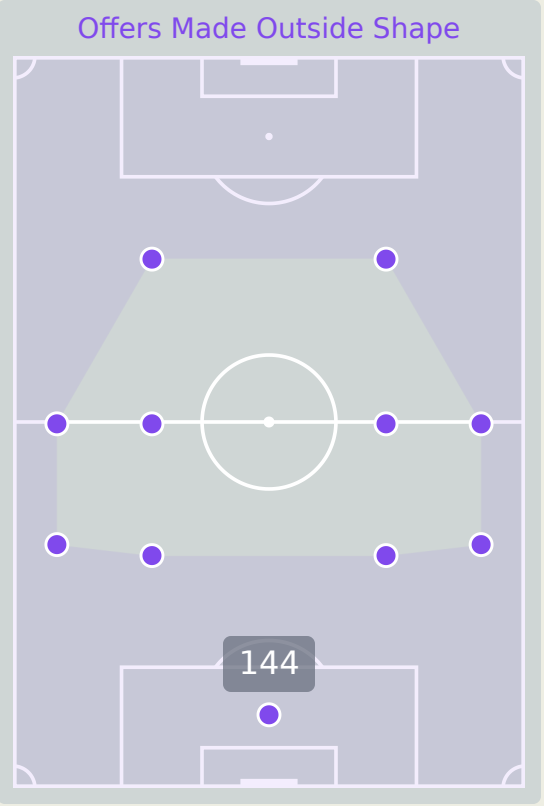
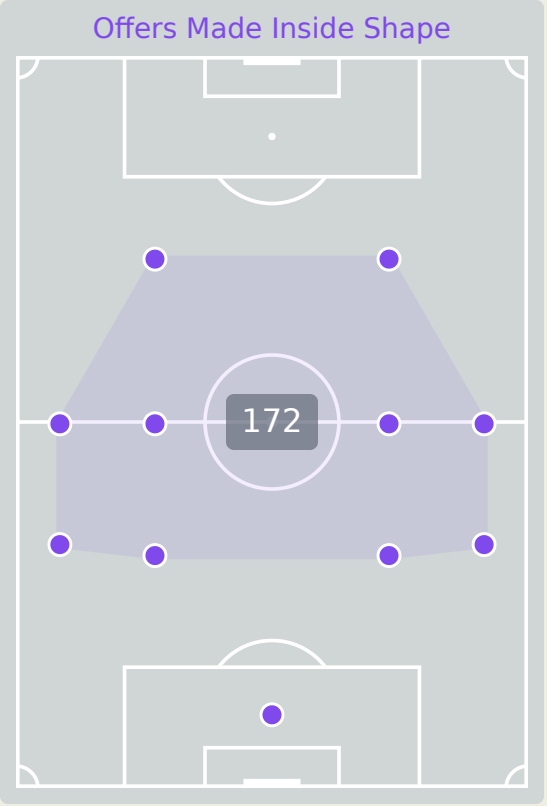
Offers Made in Final Third

142

Offers Made in Middle Third

37

Offers Made in Defensive Third



| # | Player | Offers Made | Offers Received | % Made & Received |
|----|-----------------|-------------|-----------------|-------------------|
| 12 | Rena YAMAUCHI | 0 | 0 | 0% |
| 3 | Yuna AOKI | 10 | 8 | 80% |
| 6 | Ema MATSUOKA | 46 | 25 | 54.3% |
| 7 | Honoka SUNAGA | 19 | 9 | 47.4% |
| 8 | Konoha NAKAMURA | 71 | 23 | 32.4% |
| 10 | Noa FUKUSHIMA | 47 | 14 | 29.8% |
| 11 | Yuna TAKAHASHI | 23 | 9 | 39.1% |
| 13 | Ua ONO | 24 | 4 | 16.7% |
| 15 | Niko SHIKIDA | 10 | 3 | 30% |
| 16 | Mone SATO | 11 | 4 | 36.4% |
| 17 | Kelly NEREI | 14 | 7 | 50% |
| 2 | Yuna MIYAZAKI | 6 | 2 | 33.3% |
| 4 | Momoka SANO | 2 | 2 | 100% |
| 9 | Nanami TAIRA | 4 | 1 | 25% |
| 14 | Iro SATO | 21 | 6 | 28.6% |
| 18 | Shizuru IIDA | 8 | 4 | 50% |

Offering to Receive



61

Total Offers Made

13

Total Offers Received

Most Offers

12

Ella MARTINEZ

RIGHT MIDFIELD

16

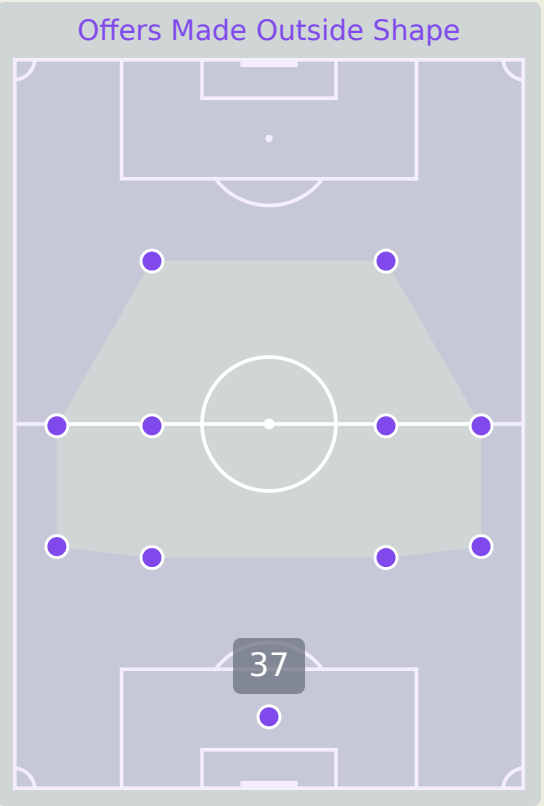
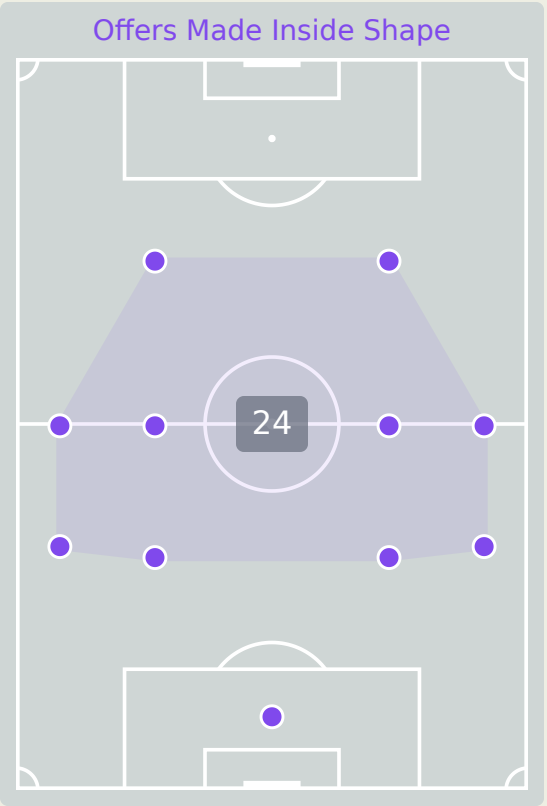
Offers Made in Final Third

27

Offers Made in Middle Third

18

Offers Made in Defensive Third



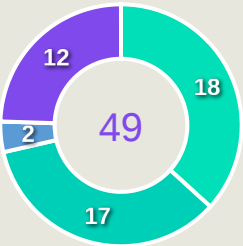
| # | Player | Offers Made | Offers Received | % Made & Received |
|----|---------------------|-------------|-----------------|-------------------|
| 1 | Isabella TEJADA | 0 | 0 | 0% |
| 2 | Laura CANO | 0 | 0 | 0% |
| 5 | Isabella SANTA | 7 | 0 | 0% |
| 6 | Ana CLAVIJO | 1 | 0 | 0% |
| 7 | Alejandra BALDOVINO | 8 | 0 | 0% |
| 8 | London CRAWFORD | 7 | 2 | 28.6% |
| 10 | Ella MARTINEZ | 12 | 5 | 41.7% |
| 14 | Daniela TODD | 1 | 0 | 0% |
| 16 | Izabela CORTES | 11 | 0 | 0% |
| 17 | Sofia GARCIA | 2 | 0 | 0% |
| 20 | Shaira COLLAZOS | 8 | 5 | 62.5% |
| 9 | Camila CORTES | 2 | 0 | 0% |
| 13 | Isabella AMADO | 1 | 0 | 0% |
| 15 | Angelica CASTILLO | 0 | 0 | 0% |
| 19 | Camila CEBALLOS | 1 | 1 | 100% |

Movement to Receive

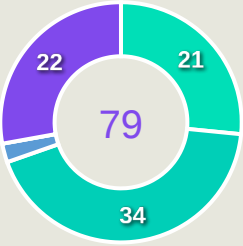


Movement Types by Phase

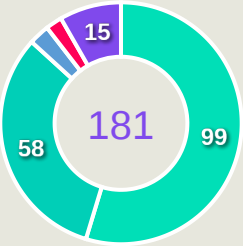
Final Third Phase



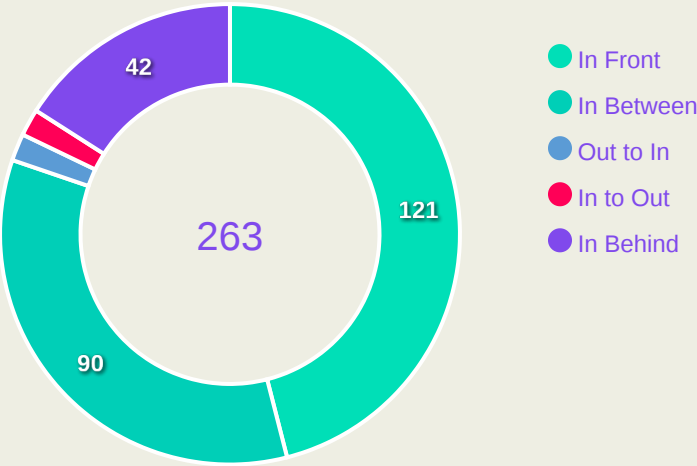
Progression Phase



Build Up Phase



All Movement Types

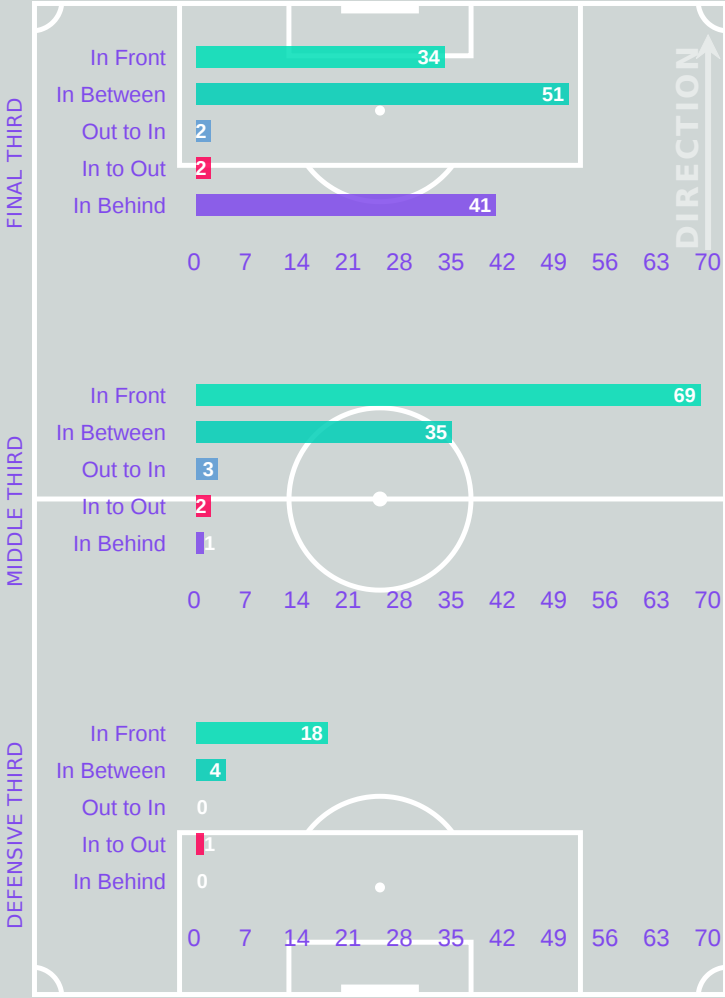


- In Front
- In Between
- Out to In
- In to Out
- In Behind

Top Ranked Players

| Type | Player | Movements |
|------------|-------------------|-----------|
| In Front | 8 Konoha NAKAMURA | 33 |
| In Between | 8 Konoha NAKAMURA | 33 |
| Out to In | 6 Ema MATSUOKA | 1 |
| In to Out | 10 Noa FUKUSHIMA | 2 |
| In Behind | 10 Noa FUKUSHIMA | 11 |

Movement Types Pitch Third

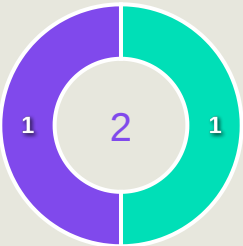


Movement to Receive

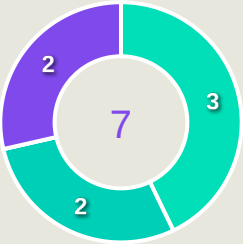


Movement Types by Phase

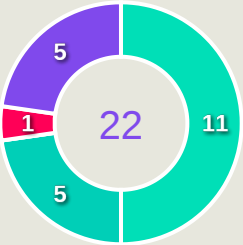
Final Third Phase



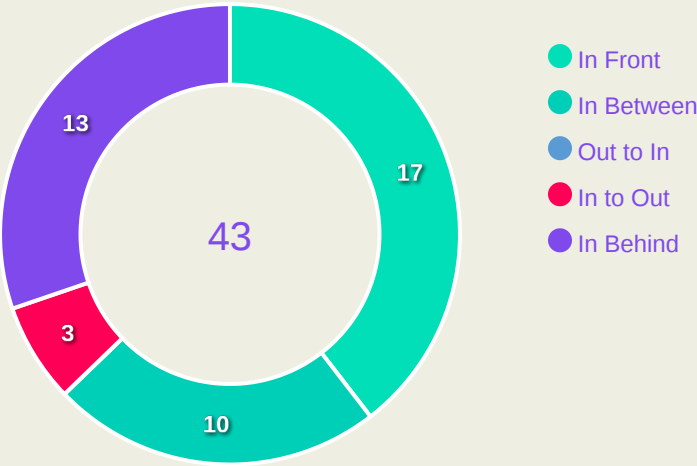
Progression Phase



Build Up Phase



All Movement Types

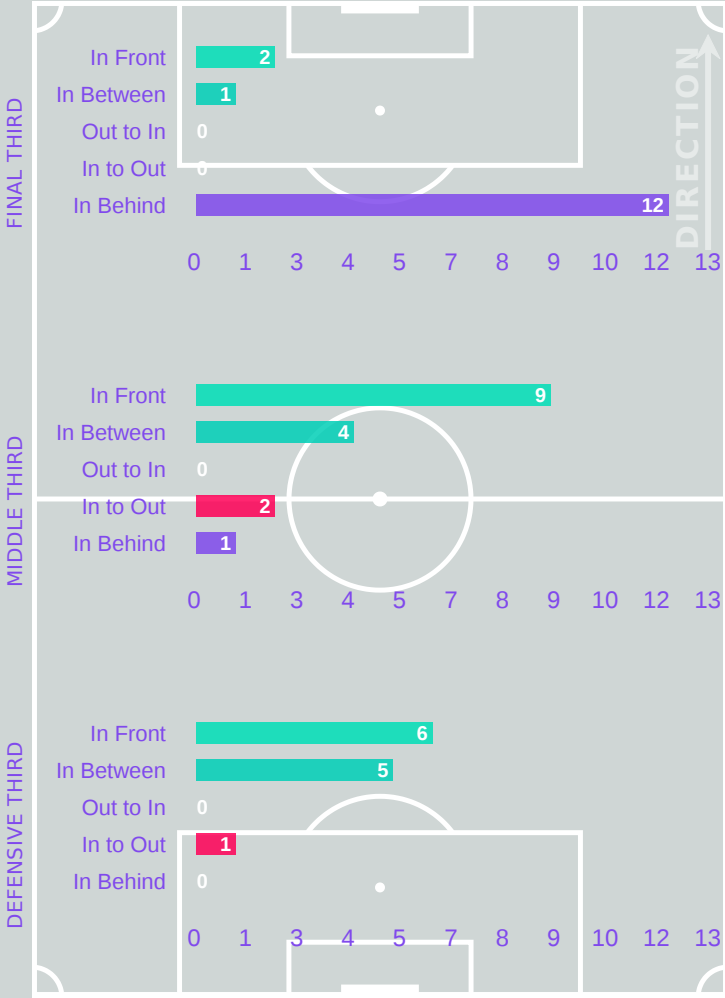



- In Front
- In Between
- Out to In
- In to Out
- In Behind

Top Ranked Players

| Type | Player | Movements |
|------------|-----------------------|-----------|
| In Front | 20 Shaira COLLAZOS | 6 |
| In Between | 8 London CRAWFORD | 4 |
| Out to In | 1 Isabella TEJADA | 0 |
| In to Out | 7 Alejandra BALDOVINO | 1 |
| In Behind | 10 Ella MARTINEZ | 5 |

Movement Types Pitch Third





OUT OF POSSESSION

Japan 4 - 0 Colombia

Defensive Actions

47

Forced Turnovers

45

Possession Regained

11

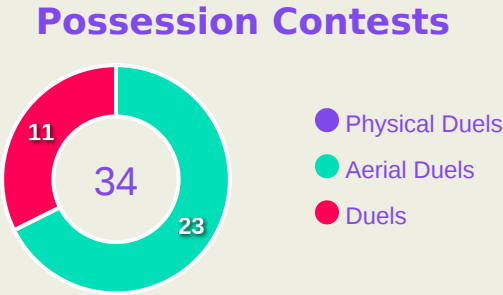
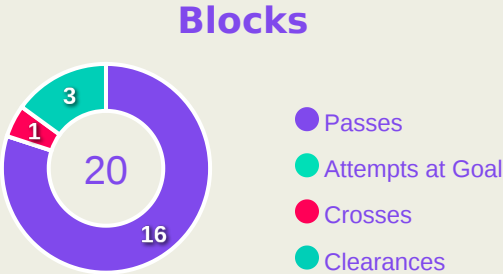
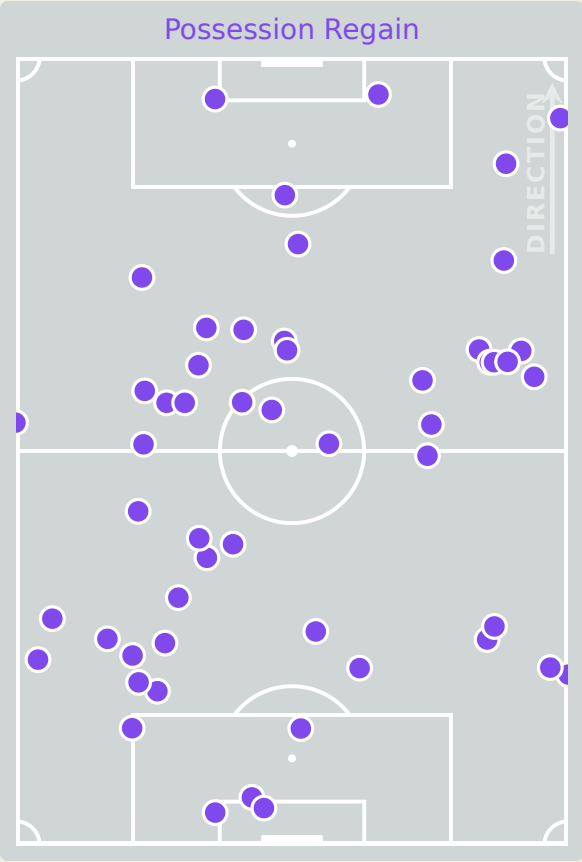
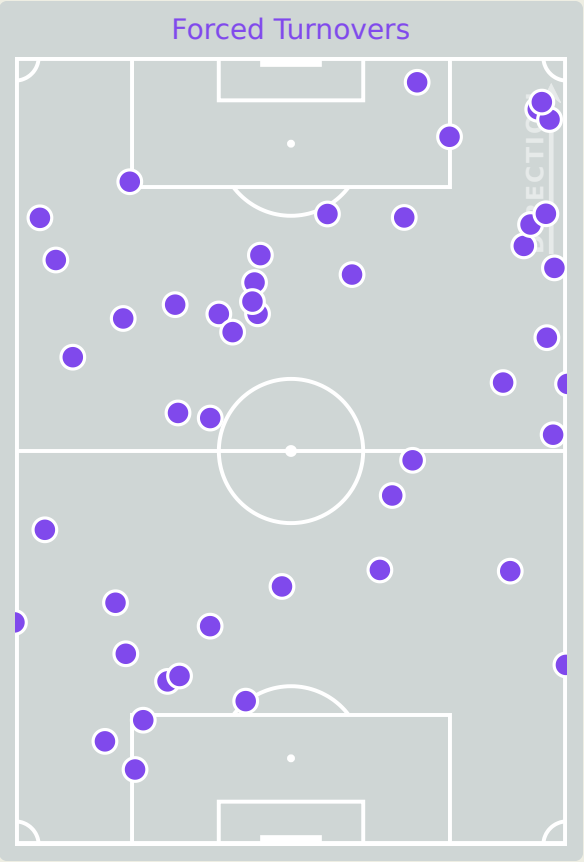
Interceptions

24

Tackles

6.56

Possession Actions / Defensive Action



Most Possession Regains

8

Mone SATO
LEFT BACK

Japan

| # | Player | Total Possession Regains |
|----|-----------------|--------------------------|
| 12 | Rena YAMAUCHI | 3 |
| 3 | Yuna AOKI | 3 |
| 6 | Ema MATSUOKA | 2 |
| 7 | Honoka SUNAGA | 1 |
| 8 | Konoha NAKAMURA | 7 |
| 10 | Noa FUKUSHIMA | 0 |
| 11 | Yuna TAKAHASHI | 1 |
| 13 | Ua ONO | 4 |
| 15 | Niko SHIKIDA | 3 |
| 16 | Mone SATO | 8 |
| 17 | Kelly NEREI | 6 |
| 2 | Yuna MIYAZAKI | 1 |
| 4 | Momoka SANO | 0 |
| 9 | Nanami TAIRA | 0 |
| 14 | Iro SATO | 3 |
| 18 | Shizuru IIDA | 3 |

Defensive Actions

39

Forced Turnovers

48

Possession Regained

2

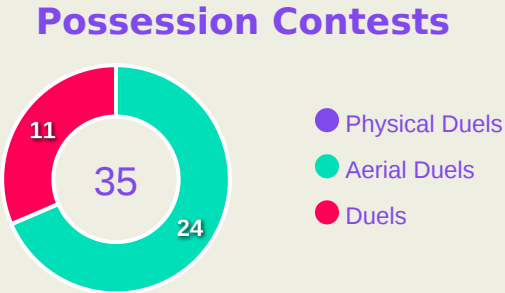
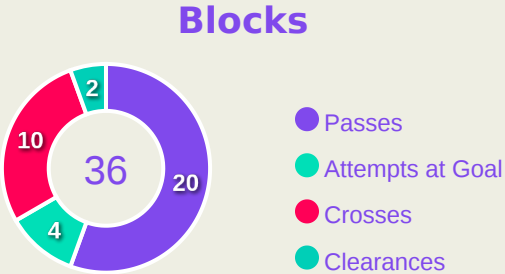
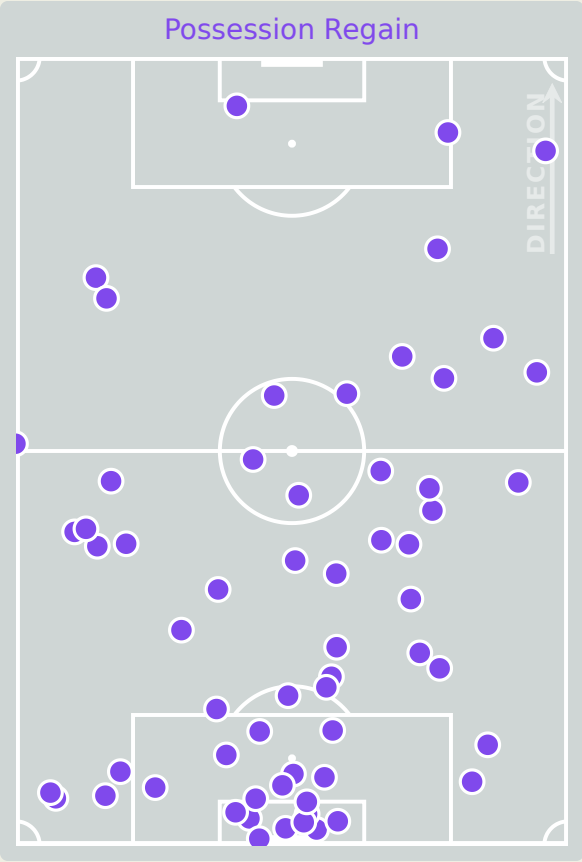
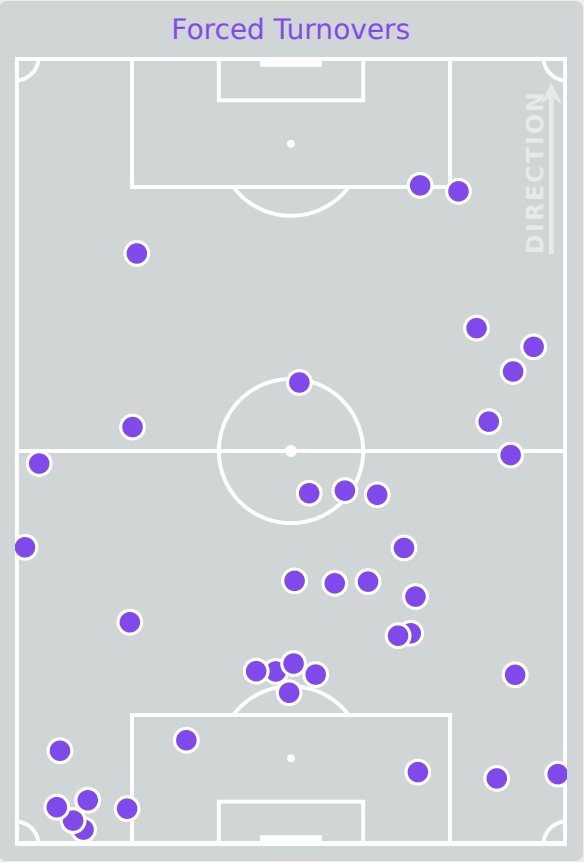
Interceptions

27

Tackles

1.55

Possession Actions / Defensive Action



Most Possession Regains

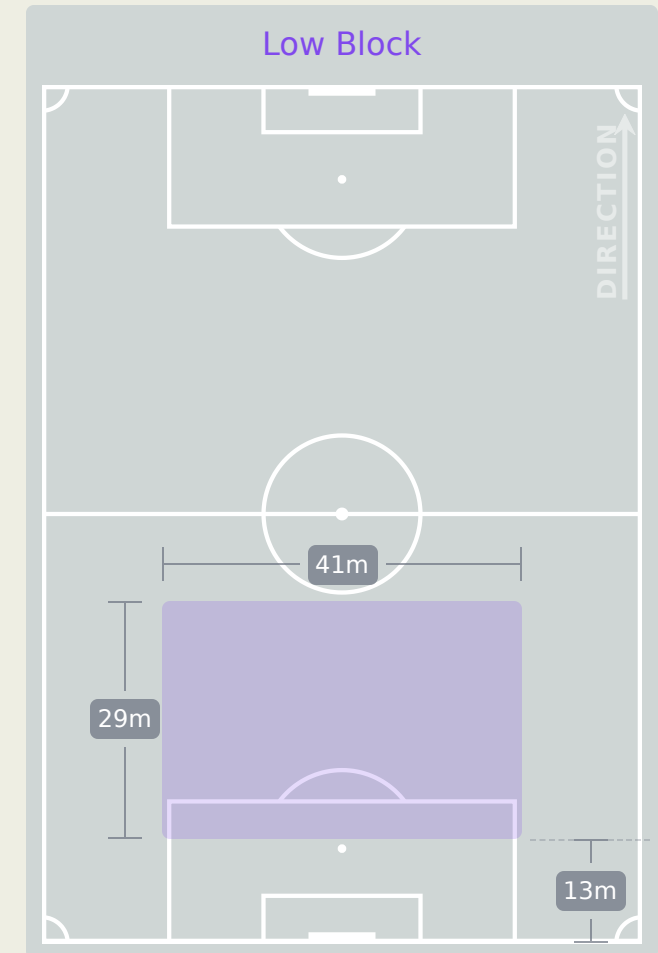
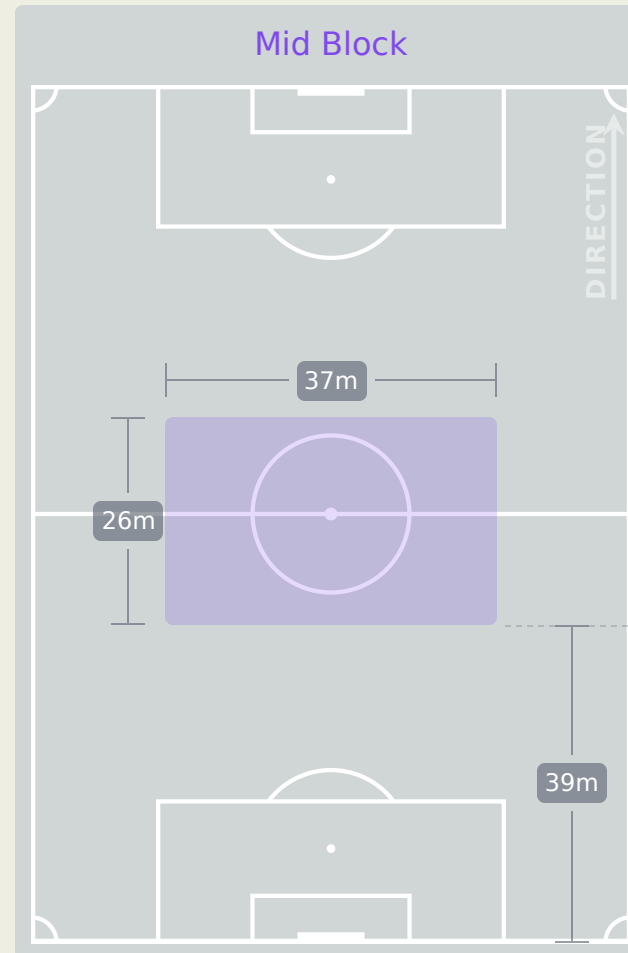
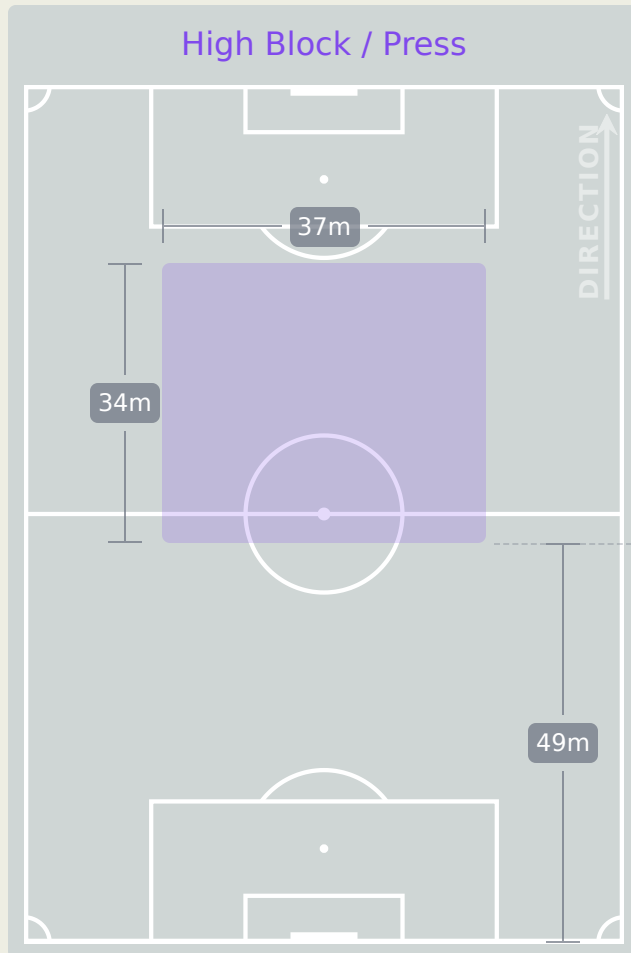
10

Isabella TEJADA
GOALKEEPER

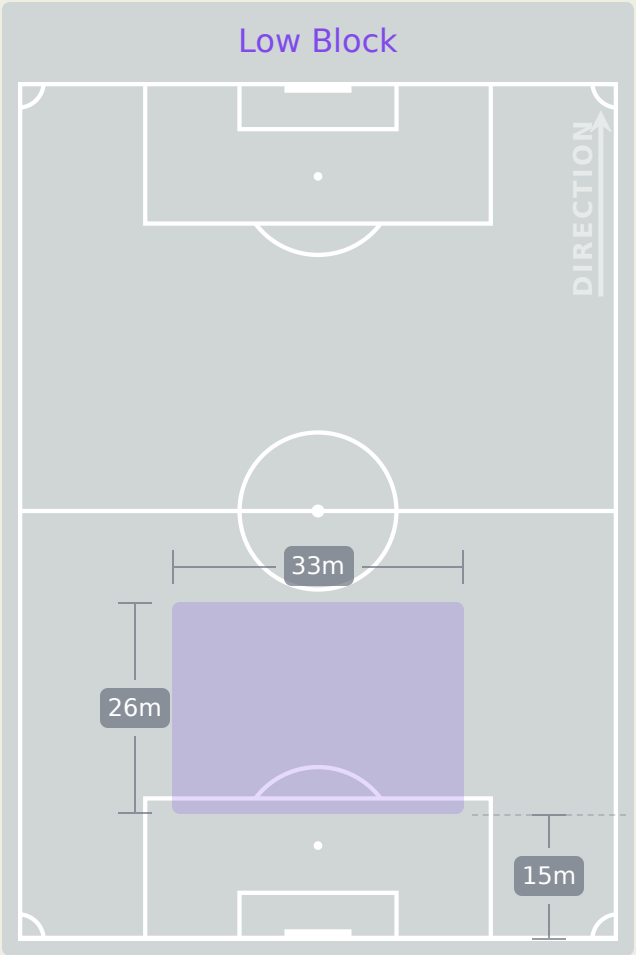
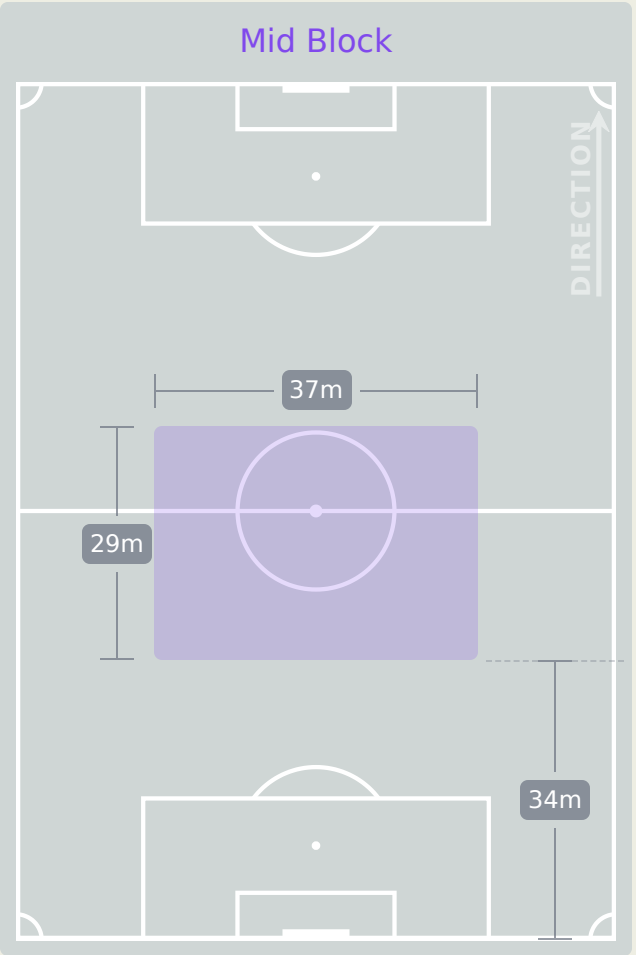
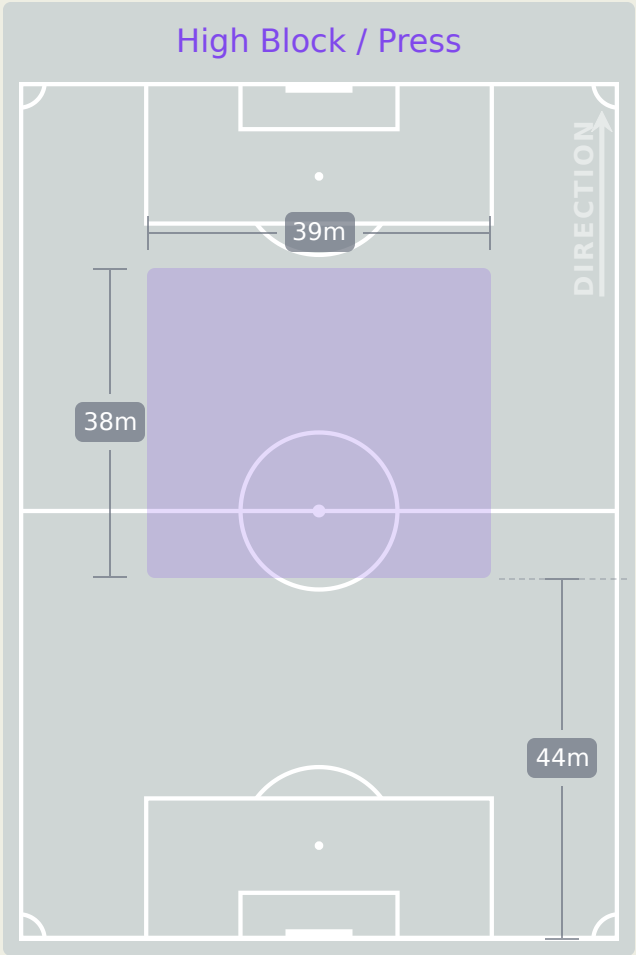
Colombia

| # | Player | Total Possession Regains |
|----|---------------------|--------------------------|
| 1 | Isabella TEJADA | 10 |
| 2 | Laura CANO | 7 |
| 5 | Isabella SANTA | 3 |
| 6 | Ana CLAVIJO | 3 |
| 7 | Alejandra BALDOVINO | 2 |
| 8 | London CRAWFORD | 1 |
| 10 | Ella MARTINEZ | 4 |
| 14 | Daniela TODD | 4 |
| 16 | Izabela CORTES | 4 |
| 17 | Sofia GARCIA | 2 |
| 20 | Shaira COLLAZOS | 5 |
| 9 | Camila CORTES | 1 |
| 13 | Isabella AMADO | 1 |
| 15 | Angelica CASTILLO | 1 |
| 19 | Camila CEBALLOS | 0 |

Defensive Line Height & Team Length



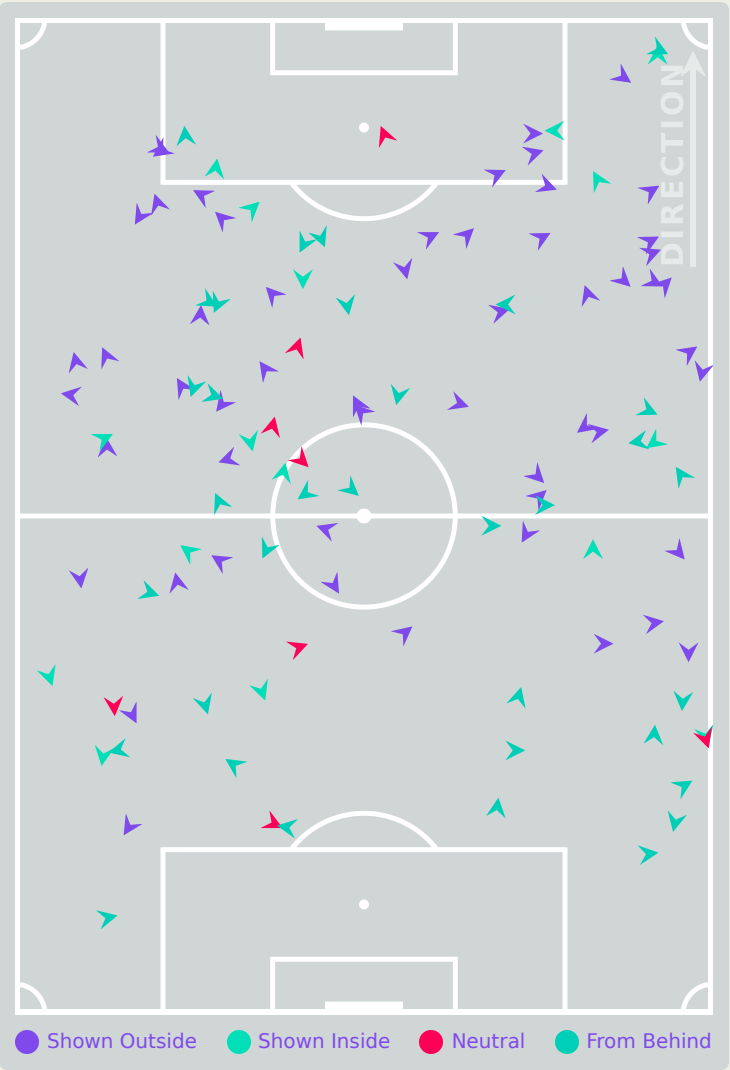
Defensive Line Height & Team Length



Defensive Pressure

●

Japan



| | | |
|-------|----------------------------|--------|
| 113 | Total Pressures | 285 |
| 35 | Direct Pressures | 45 |
| 1.72s | Avg Pressure Duration | 1.52s |
| 47 | Forced Turnovers | 39 |
| 8.5s | Ball Recovery Time | 21.18s |
| 39 | Pushing on into Pressing | 127 |
| 61 | Pushing on | 207 |
| 16 | Pressing Direction Inside | 61 |
| 55 | Pressing Direction Outside | 156 |

Most Direct Pressures

8

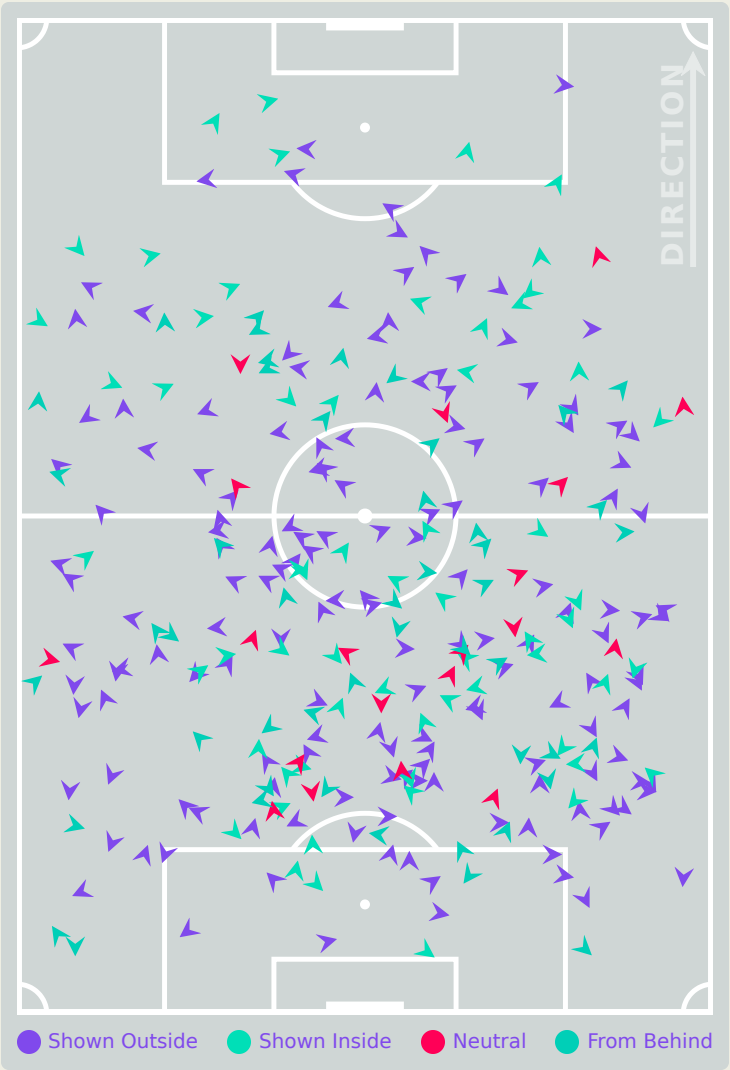
Niko SHIKIDA
RIGHT WINGER


Most Direct Pressures

6

Ana CLAVIJO
LEFT CENTRE MIDFIELD

Colombia





GOALKEEPING

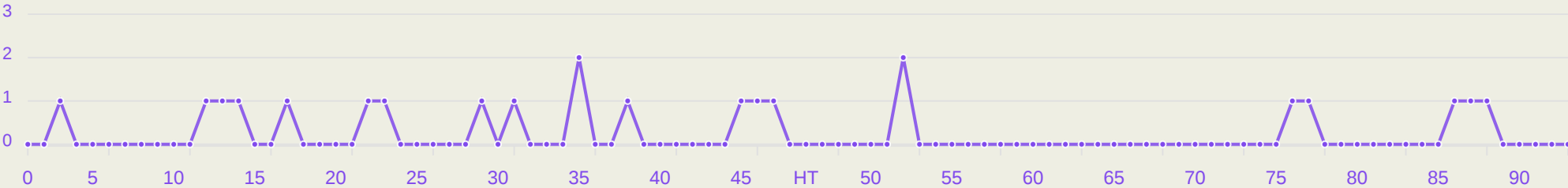
Japan 4 - 0 Colombia

Goalkeeping Involvement



Japan

Japan GK Involvement Timeline



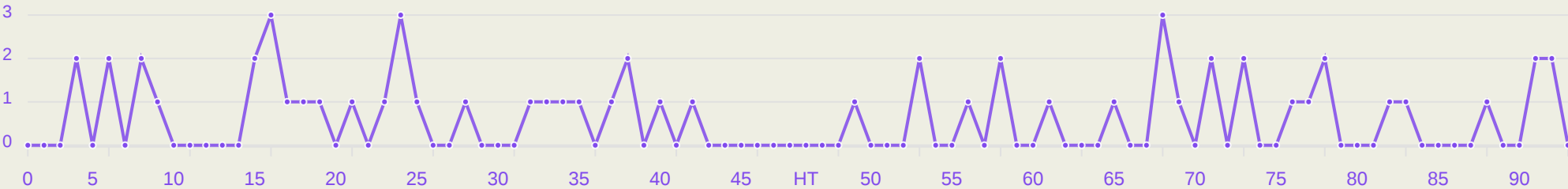
22

Total Involvements



Colombia

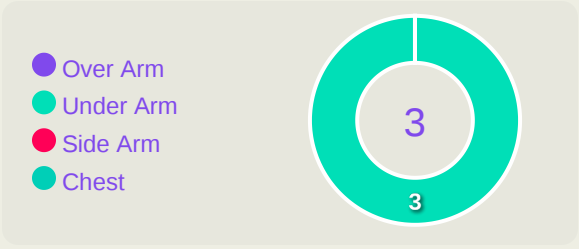

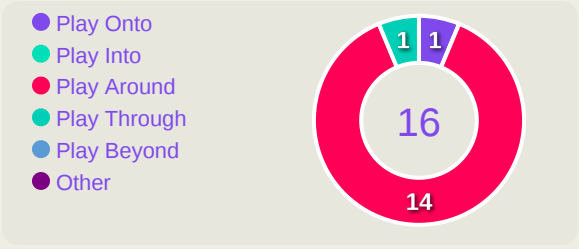
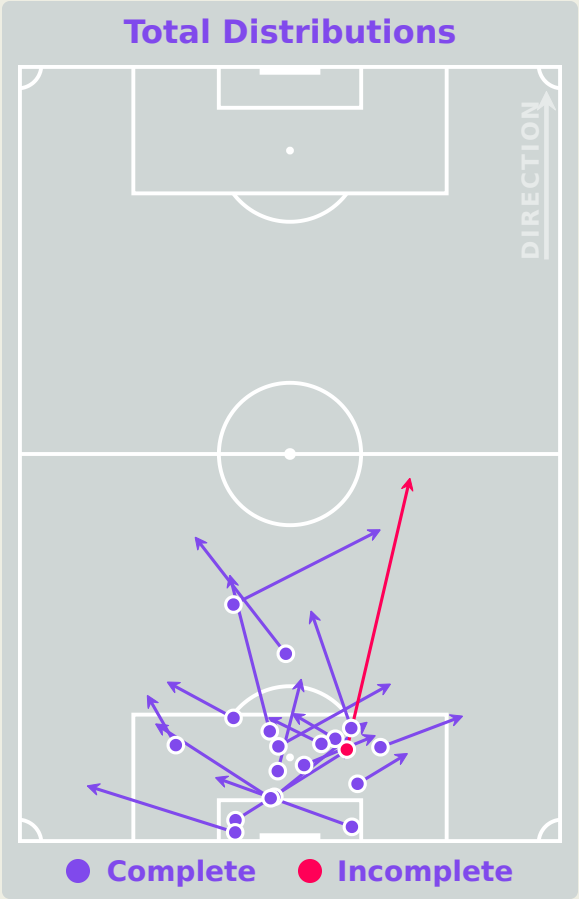
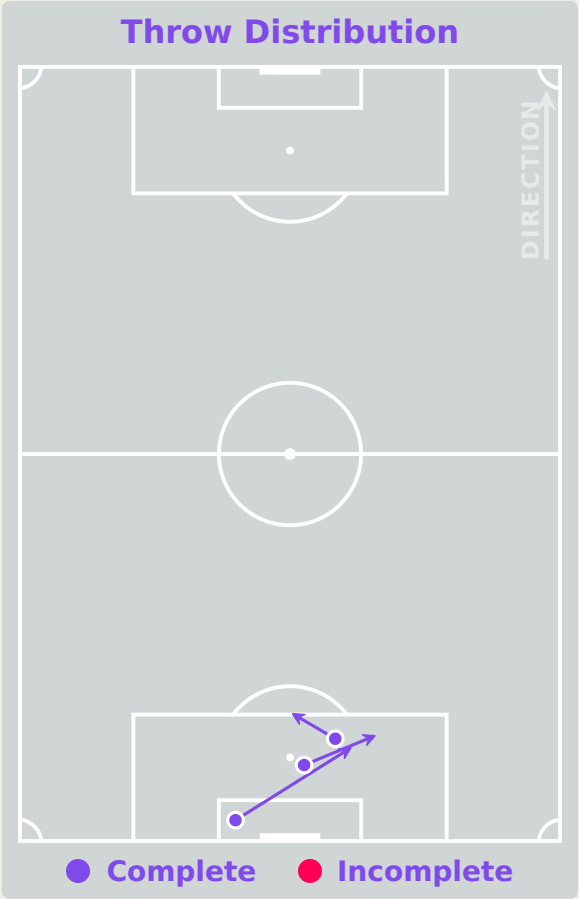
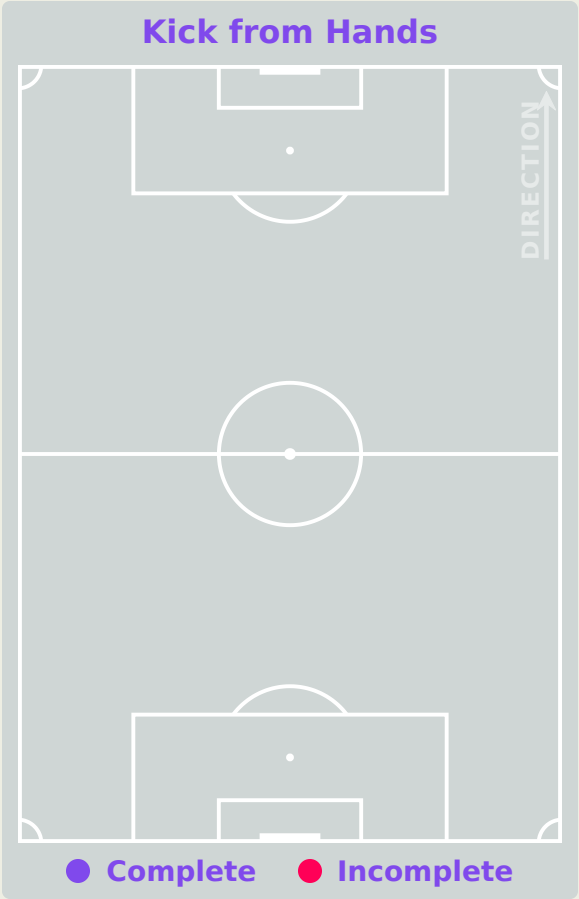
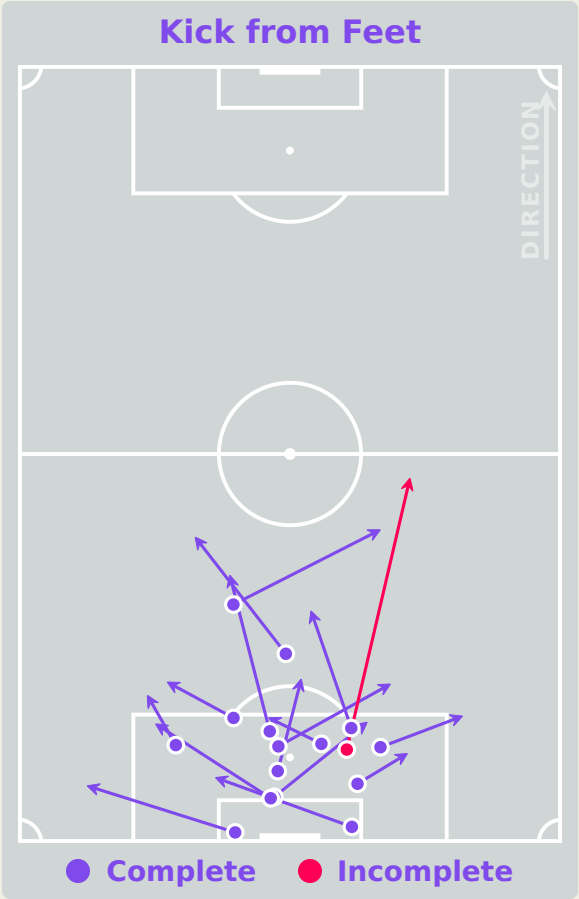
Colombia GK Involvement Timeline



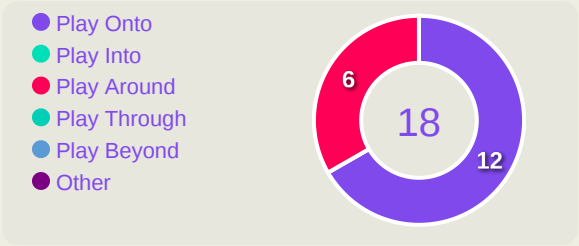
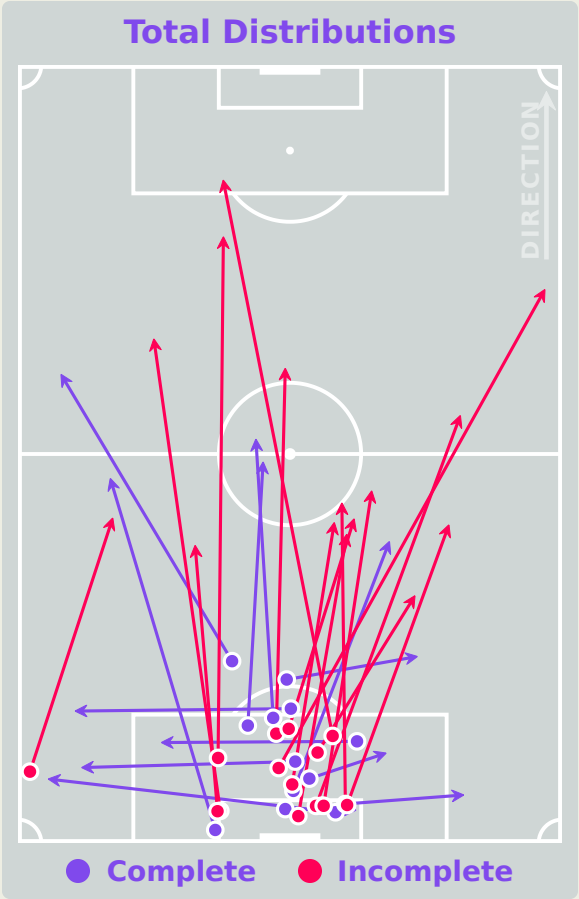
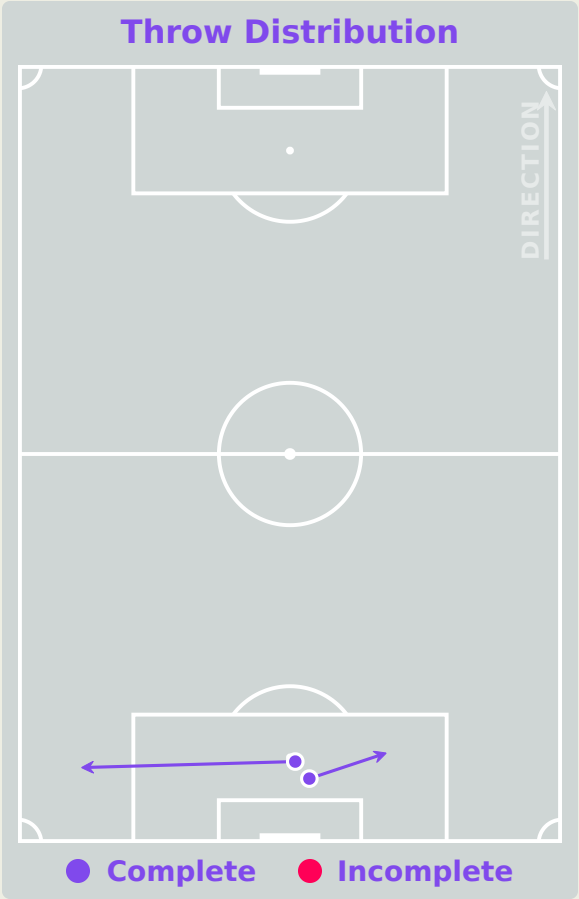
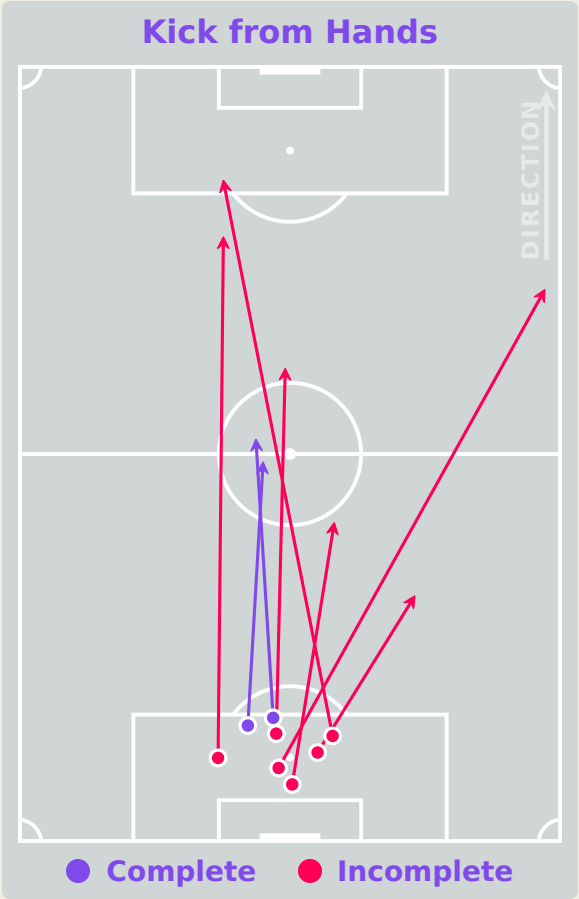
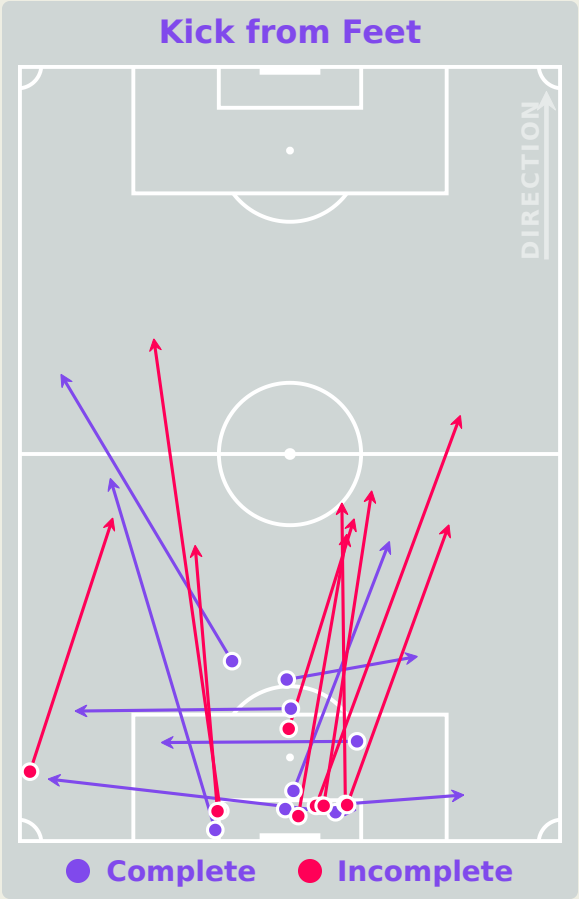
58

Total Involvements

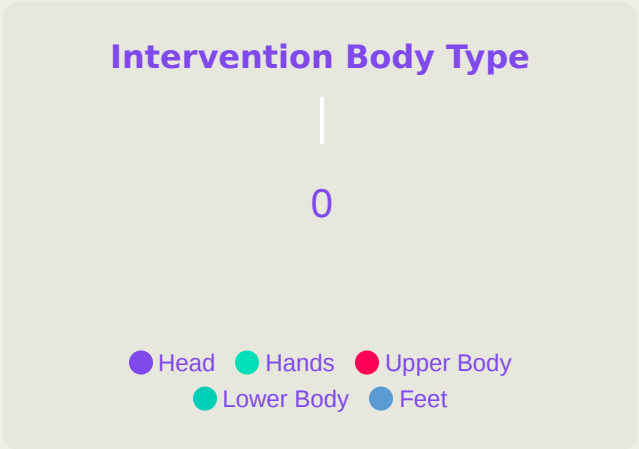
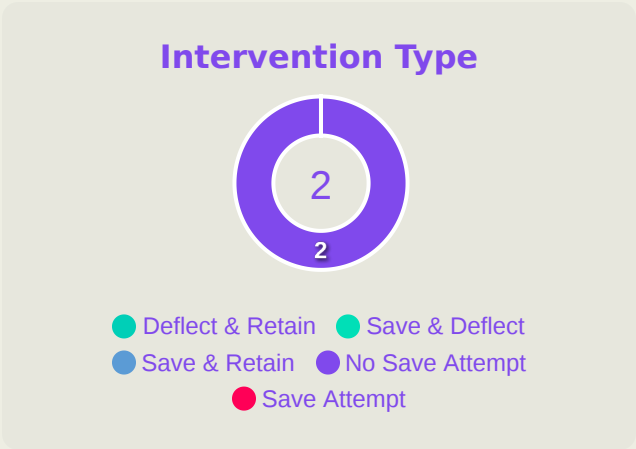
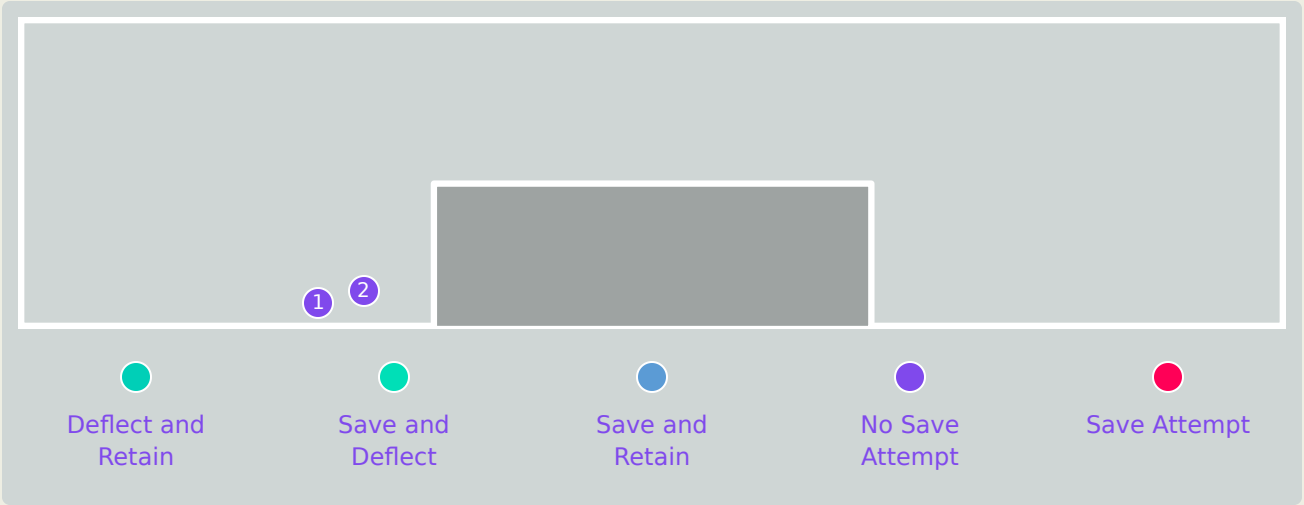
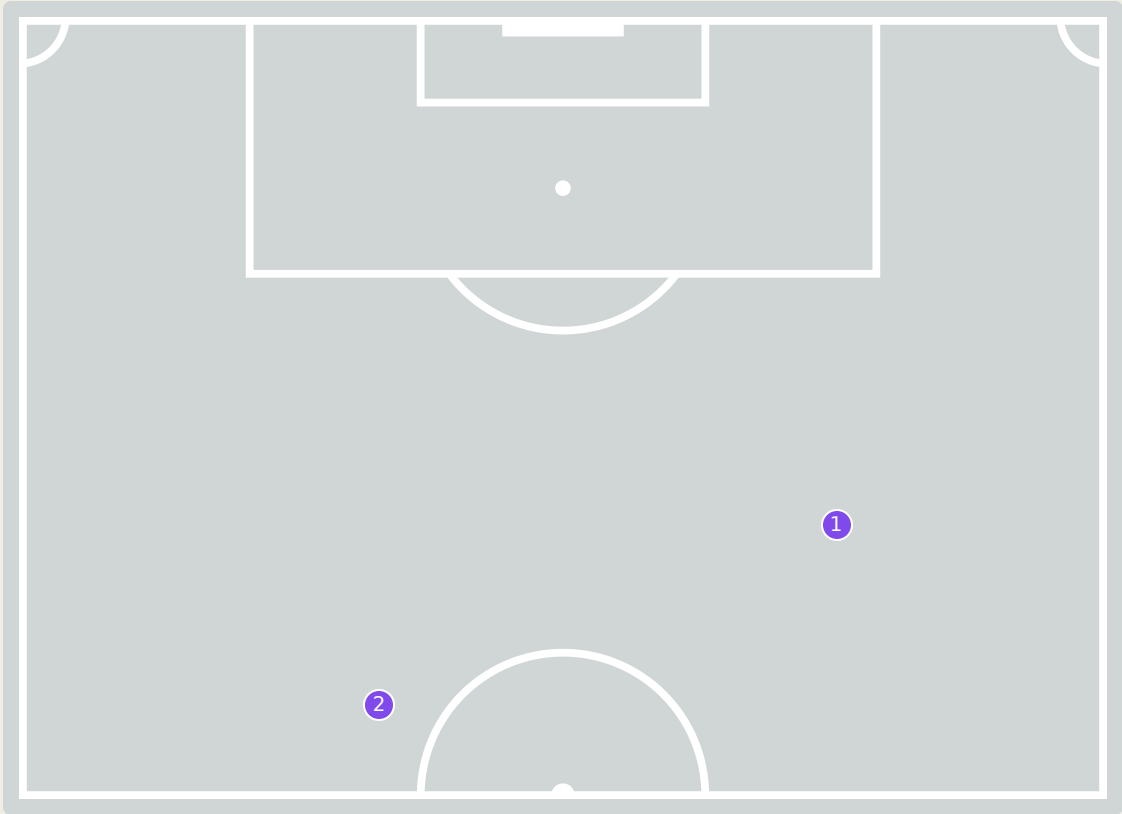
Goalkeeping Distribution



Goalkeeping Distribution

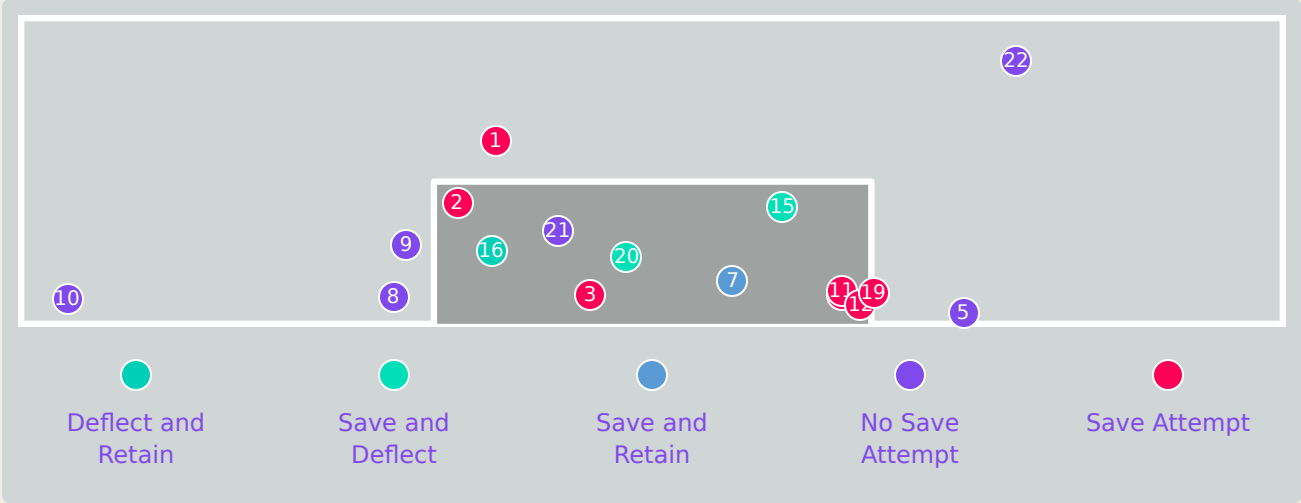
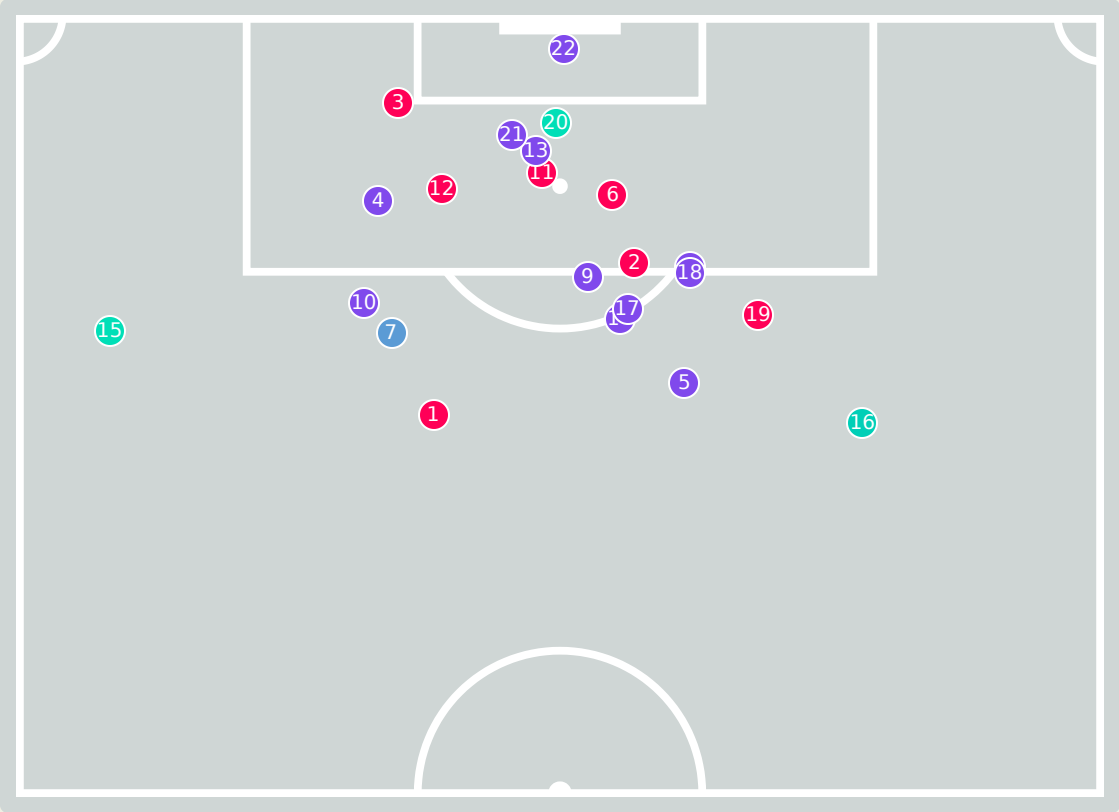


Goal Prevention



| Total Attempts on Goal Faced | Total Goal Interventions | Save & Retain | Deflect & Retain | Save & Deflect | Save Attempt | No Save Attempt |
|------------------------------|--------------------------|---------------|------------------|----------------|--------------|-----------------|
| 2 | 0 | 0 | 0 | 0 | 0 | 2 |

Goal Prevention

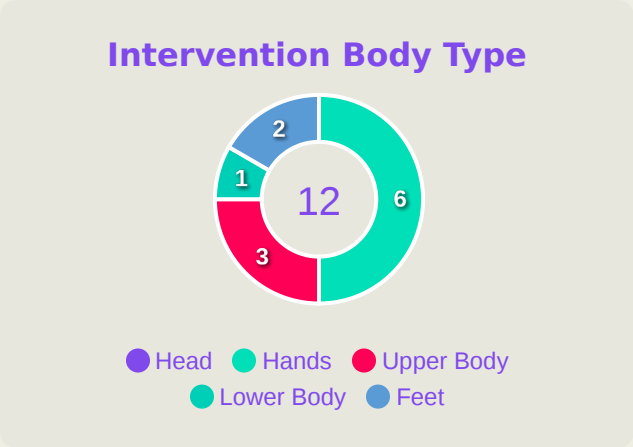
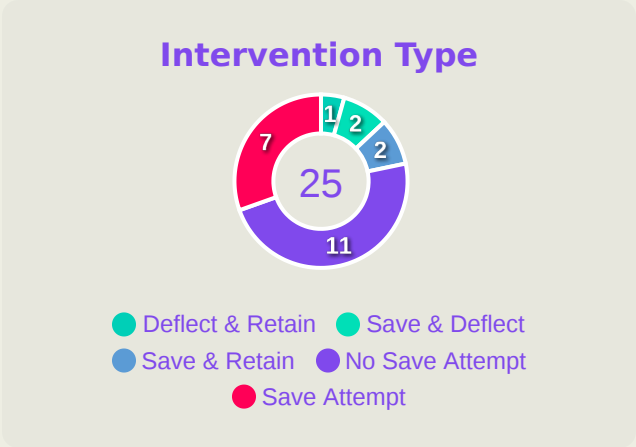


23

Total Attempts on Goal Faced

50

Save %



| Total Attempts on Goal Faced | Total Goal Interventions | Save & Retain | Deflect & Retain | Save & Deflect | Save Attempt | No Save Attempt |
|------------------------------|--------------------------|---------------|------------------|----------------|--------------|-----------------|
| 23 | 4 | 2 | 1 | 2 | 7 | 11 |

Aerial Control



1

Total Interventions

1

Complete

1

Punches

0

Incomplete

0

Complete

0

Claims

0

Incomplete

0

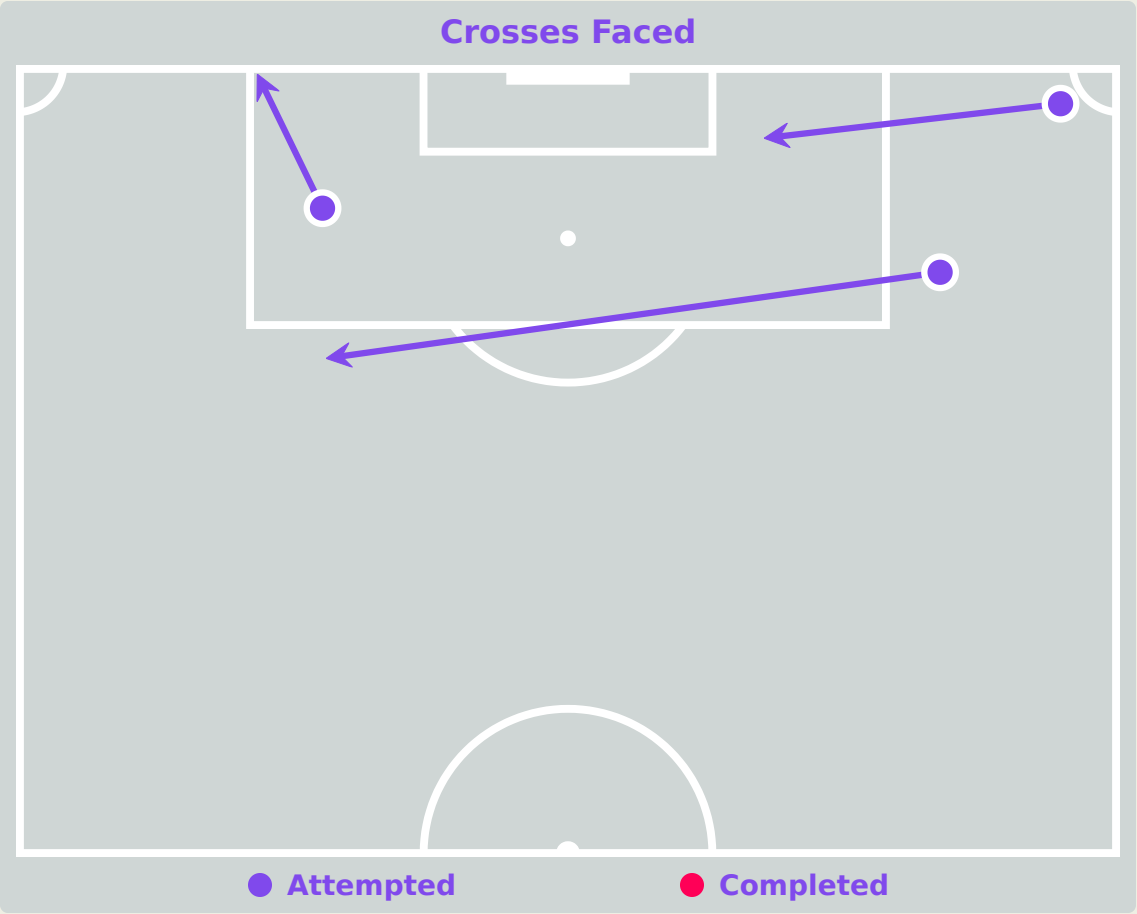
Complete

0

Tipped/Palmed

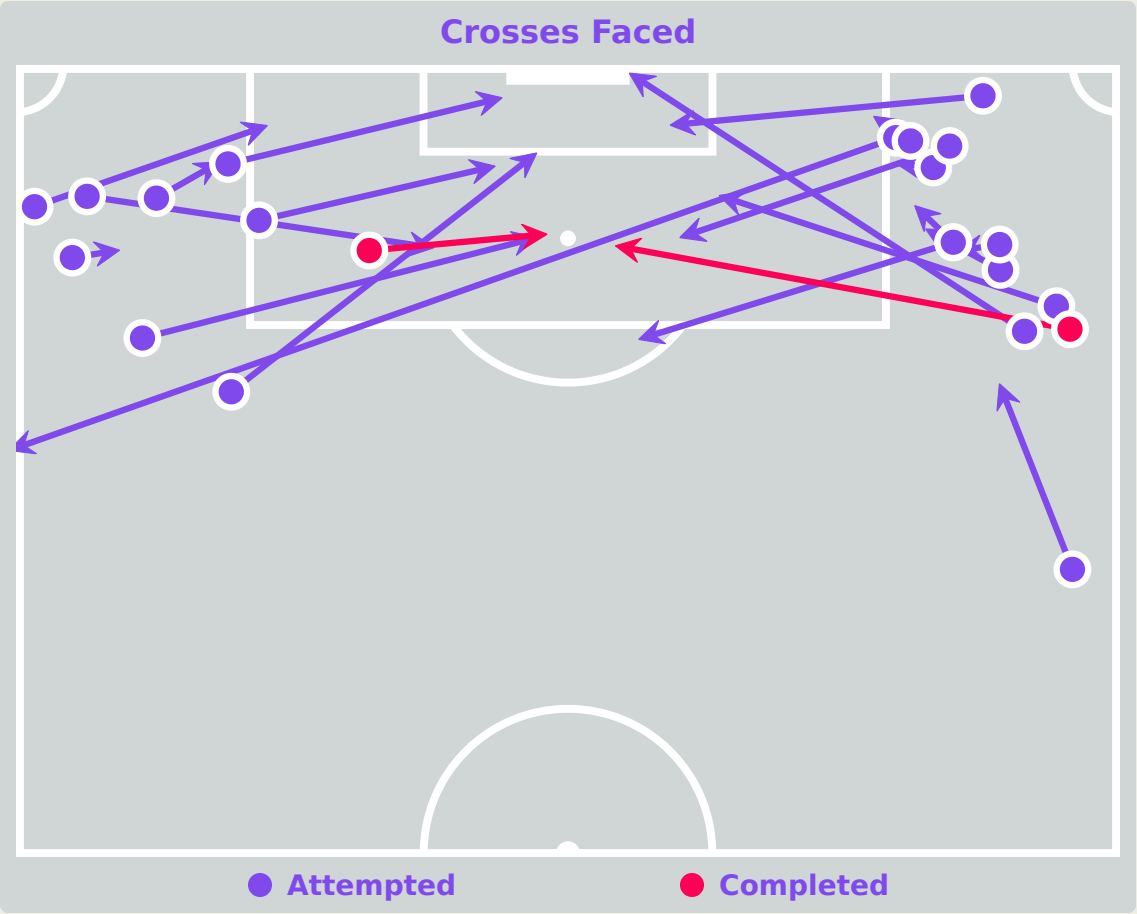
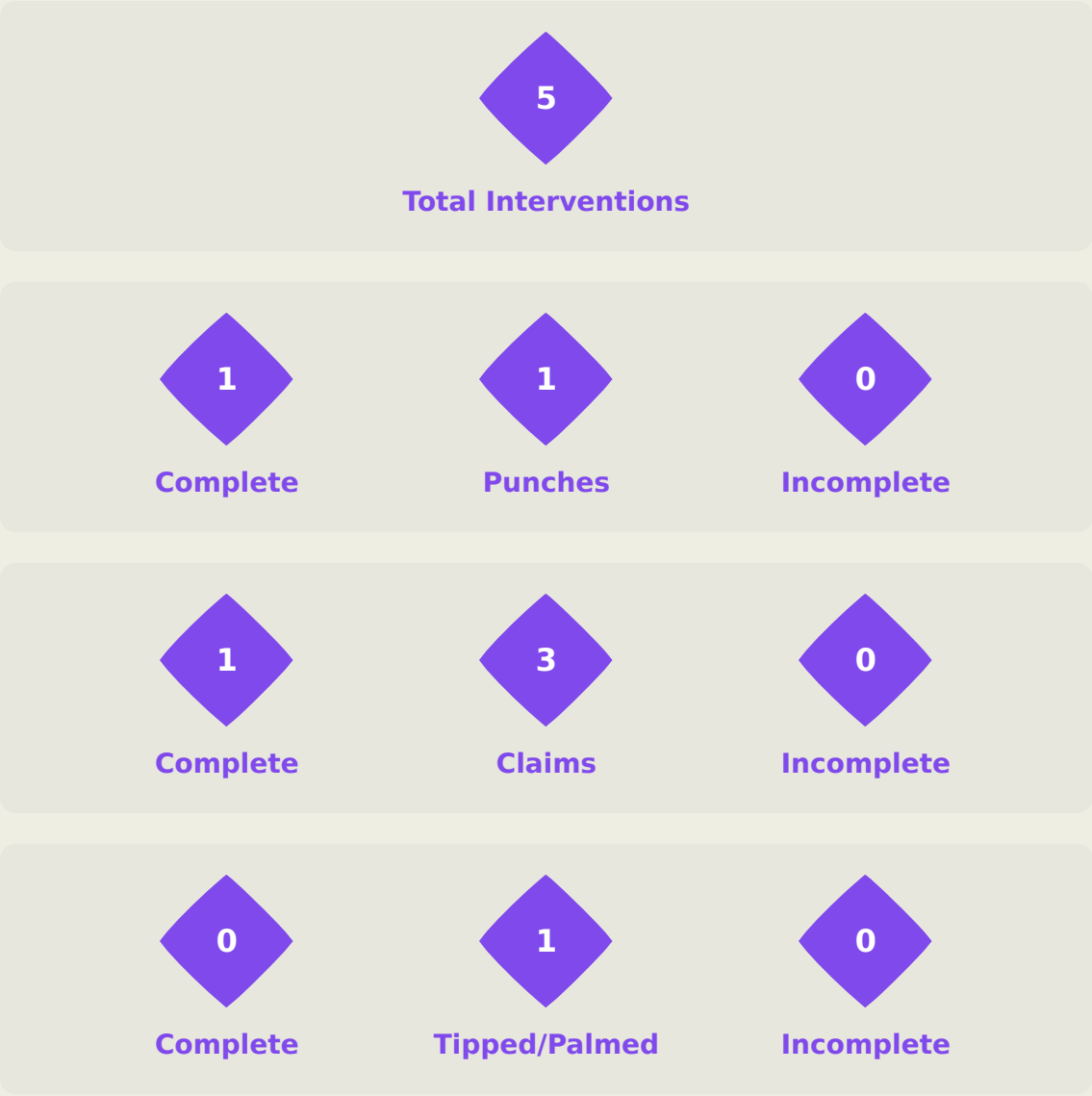
0

Incomplete




| Delivery Types Faced | | | | | | |
|----------------------|----------|-----------|--------|--------|---------|------|
| Total | In Swing | Out Swing | Driven | Lofted | Cutback | Push |
| 7 | 2 | 1 | 0 | 3 | 0 | 1 |

Aerial Control



Delivery Types Faced

| Total | In Swing | Out Swing | Driven | Lofted | Cutback | Push |
|-------|----------|-----------|--------|--------|---------|------|
| 30 | 7 | 8 | 4 | 9 | 0 | 2 |



SET PLAYS

Japan 4 – 0 Colombia

Set Plays



33

Total Set Plays

10

Total Free Kicks

0

Total Penalties

8

Total Corners

15

Total Throw Ins

| Free Kicks | |
|---------------------|-------|
| Type | Total |
| Direct | 10 |
| Direct (on target) | 0 |
| Direct (off target) | 1 |
| Indirect | 0 |

| Corners | | | |
|----------------------|----------------|-----------------|-------|
| Delivery Type | From Left Side | From Right Side | Total |
| Direct to Area | 5 | 3 | 8 |
| Short | 0 | 0 | 0 |
| Edge of Penalty Area | 0 | 0 | 0 |

| Corners | |
|----------------|-------|
| Delivery Style | Total |
| Inswing | 4 |
| Outswing | 3 |
| Driven | 0 |
| Lofted | 1 |

Set Plays



32

Total Set Plays

9

Total Free Kicks

0

Total Penalties

3

Total Corners


20

Total Throw Ins

| Free Kicks | |
|---------------------|-------|
| Type | Total |
| Direct | 9 |
| Direct (on target) | 0 |
| Direct (off target) | 1 |
| Indirect | 0 |

| Corners | | | |
|----------------------|----------------|-----------------|-------|
| Delivery Type | From Left Side | From Right Side | Total |
| Direct to Area | 2 | 1 | 3 |
| Short | 0 | 0 | 0 |
| Edge of Penalty Area | 0 | 0 | 0 |

| Corners | |
|----------------|-------|
| Delivery Style | Total |
| Inswing | 2 |
| Outswing | 0 |
| Driven | 0 |
| Lofted | 1 |



INDIVIDUAL DATA IN POSSESSION

Japan 4 – 0 Colombia

In Possession - Distributions



| # | Player | Passes Attempted | Passes Completed | Pass Completion % | Switches of Play | Crosses Attempted | Crosses Completed | Line Breaks Attempted | Line Breaks Completed | Line Break Completion % | Ball Progressions | Take Ons | Step Ins | Attempts at Goal | Goals |
|----|-----------------|------------------|------------------|-------------------|------------------|-------------------|-------------------|-----------------------|-----------------------|-------------------------|-------------------|----------|----------|------------------|-------|
| 12 | Rena YAMAUCHI | 19 | 18 | 95% | 0 | 0 | 0 | 1 | 0 | 0% | 0 | 0 | 0 | 0 | 0 |
| 3 | Yuna AOKI | 99 | 92 | 93% | 0 | 0 | 0 | 12 | 7 | 58% | 0 | 0 | 0 | 1 | 0 |
| 6 | Ema MATSUOKA | 104 | 98 | 94% | 0 | 1 | 0 | 10 | 7 | 70% | 3 | 2 | 1 | 0 | 0 |
| 7 | Honoka SUNAGA | 71 | 65 | 92% | 0 | 1 | 1 | 13 | 11 | 85% | 1 | 1 | 0 | 3 | 0 |
| 8 | Konoha NAKAMURA | 43 | 40 | 93% | 0 | 0 | 0 | 11 | 10 | 91% | 5 | 3 | 2 | 5 | 1 |
| 10 | Noa FUKUSHIMA | 26 | 24 | 92% | 0 | 7 | 1 | 4 | 3 | 75% | 1 | 1 | 0 | 2 | 2 |
| 11 | Yuna TAKAHASHI | 40 | 30 | 75% | 0 | 4 | 0 | 13 | 7 | 54% | 4 | 4 | 0 | 3 | 0 |
| 13 | Ua ONO | 28 | 20 | 71% | 0 | 0 | 0 | 1 | 0 | 0% | 2 | 2 | 0 | 3 | 1 |
| 15 | Niko SHIKIDA | 13 | 11 | 85% | 0 | 13 | 1 | 7 | 5 | 71% | 5 | 5 | 0 | 1 | 0 |
| 16 | Mone SATO | 83 | 73 | 88% | 1 | 1 | 0 | 26 | 22 | 85% | 2 | 2 | 0 | 0 | 0 |
| 17 | Kelly NEREI | 52 | 44 | 85% | 0 | 0 | 0 | 15 | 10 | 67% | 2 | 2 | 0 | 1 | 0 |
| 2 | Yuna MIYAZAKI | 5 | 5 | 100% | 0 | 0 | 0 | 2 | 2 | 100% | 1 | 1 | 0 | 0 | 0 |
| 4 | Momoka SANO | 13 | 12 | 92% | 0 | 0 | 0 | 1 | 1 | 100% | 0 | 0 | 0 | 1 | 0 |
| 9 | Nanami TAIRA | 3 | 2 | 67% | 0 | 0 | 0 | 0 | 0 | 0% | 0 | 0 | 0 | 1 | 0 |
| 14 | Iro SATO | 16 | 14 | 88% | 0 | 3 | 1 | 2 | 2 | 100% | 1 | 1 | 0 | 1 | 0 |
| 18 | Shizuru IIDA | 15 | 13 | 87% | 0 | 0 | 0 | 2 | 1 | 50% | 0 | 0 | 0 | 0 | 0 |

In Possession - Offers & Receptions



| | | | Offer movement types | | | | | | |
|----|-----------------|--------------|----------------------|------------|-----------|-----------|-----------|-------------|-----------------|
| # | Player | Total Offers | In Front | In Between | Out to In | In to Out | In Behind | No Movement | Offers Received |
| 12 | Rena YAMAUCHI | 0 | 0 | 0 | 0 | 0 | 0 | 0 | 0 |
| 3 | Yuna AOKI | 10 | 1 | 0 | 0 | 0 | 0 | 9 | 8 |
| 6 | Ema MATSUOKA | 46 | 13 | 3 | 1 | 0 | 9 | 20 | 25 |
| 7 | Honoka SUNAGA | 19 | 17 | 2 | 0 | 0 | 0 | 0 | 9 |
| 8 | Konoha NAKAMURA | 71 | 33 | 33 | 0 | 1 | 2 | 2 | 23 |
| 10 | Noa FUKUSHIMA | 47 | 20 | 13 | 1 | 2 | 11 | 0 | 14 |
| 11 | Yuna TAKAHASHI | 23 | 7 | 5 | 1 | 0 | 8 | 2 | 9 |
| 13 | Ua ONO | 24 | 1 | 17 | 1 | 1 | 4 | 0 | 4 |
| 15 | Niko SHIKIDA | 10 | 1 | 1 | 0 | 0 | 1 | 7 | 3 |
| 16 | Mone SATO | 11 | 6 | 0 | 0 | 0 | 1 | 4 | 4 |
| 17 | Kelly NEREI | 14 | 3 | 4 | 1 | 0 | 1 | 5 | 7 |
| 2 | Yuna MIYAZAKI | 6 | 2 | 0 | 0 | 0 | 2 | 2 | 2 |
| 4 | Momoka SANO | 2 | 0 | 0 | 0 | 0 | 0 | 2 | 2 |
| 9 | Nanami TAIRA | 4 | 0 | 2 | 0 | 0 | 2 | 0 | 1 |
| 14 | Iro SATO | 21 | 11 | 8 | 0 | 1 | 1 | 0 | 6 |
| 18 | Shizuru IIDA | 8 | 6 | 2 | 0 | 0 | 0 | 0 | 4 |

In Possession - Distributions




| # | Player | Passes Attempted | Passes Completed | Pass Completion % | Switches of Play | Crosses Attempted | Crosses Completed | Line Breaks Attempted | Line Breaks Completed | Line Break Completion % | Ball Progressions | Take Ons | Step Ins | Attempts at Goal | Goals |
|----|---------------------|------------------|------------------|-------------------|------------------|-------------------|-------------------|-----------------------|-----------------------|-------------------------|-------------------|----------|----------|------------------|-------|
| 1 | Isabella TEJADA | 28 | 13 | 46% | 0 | 0 | 0 | 14 | 4 | 29% | 0 | 0 | 0 | 0 | 0 |
| 2 | Laura CANO | 26 | 14 | 54% | 1 | 1 | 1 | 11 | 3 | 27% | 0 | 0 | 0 | 2 | 0 |
| 5 | Isabella SANTA | 16 | 10 | 62% | 0 | 0 | 0 | 4 | 2 | 50% | 1 | 1 | 0 | 0 | 0 |
| 6 | Ana CLAVIJO | 16 | 15 | 94% | 1 | 0 | 0 | 0 | 0 | 0% | 1 | 1 | 0 | 0 | 0 |
| 7 | Alejandra BALDOVINO | 15 | 9 | 60% | 0 | 0 | 0 | 4 | 0 | 0% | 3 | 3 | 0 | 0 | 0 |
| 8 | London CRAWFORD | 9 | 5 | 56% | 0 | 0 | 0 | 6 | 4 | 67% | 4 | 4 | 0 | 0 | 0 |
| 10 | Ella MARTINEZ | 11 | 6 | 55% | 1 | 4 | 0 | 3 | 2 | 67% | 5 | 5 | 0 | 0 | 0 |
| 14 | Daniela TODD | 9 | 5 | 56% | 0 | 1 | 0 | 3 | 0 | 0% | 0 | 0 | 0 | 0 | 0 |
| 16 | Izabela CORTES | 20 | 11 | 55% | 0 | 1 | 0 | 6 | 3 | 50% | 1 | 0 | 1 | 0 | 0 |
| 17 | Sofia GARCIA | 30 | 22 | 73% | 0 | 0 | 0 | 13 | 7 | 54% | 1 | 0 | 1 | 0 | 0 |
| 20 | Shaira COLLAZOS | 32 | 14 | 44% | 0 | 0 | 0 | 18 | 5 | 28% | 1 | 1 | 0 | 0 | 0 |
| 9 | Camila CORTES | 5 | 4 | 80% | 0 | 0 | 0 | 0 | 0 | 0% | 0 | 0 | 0 | 0 | 0 |
| 13 | Isabella AMADO | 4 | 4 | 100% | 0 | 0 | 0 | 0 | 0 | 0% | 0 | 0 | 0 | 0 | 0 |
| 15 | Angelica CASTILLO | 3 | 1 | 33% | 0 | 0 | 0 | 1 | 0 | 0% | 0 | 0 | 0 | 0 | 0 |
| 19 | Camila CEBALLOS | 1 | 1 | 100% | 0 | 0 | 0 | 0 | 0 | 0% | 0 | 0 | 0 | 0 | 0 |

In Possession - Offers & Receptions



| | | | Offer movement types | | | | | | | |
|----|---------------------|--------------|----------------------|------------|-----------|-----------|-----------|-------------|-----------------|--|
| # | Player | Total Offers | In Front | In Between | Out to In | In to Out | In Behind | No Movement | Offers Received | |
| 1 | Isabella TEJADA | 0 | 0 | 0 | 0 | 0 | 0 | 0 | 0 | |
| 2 | Laura CANO | 0 | 0 | 0 | 0 | 0 | 0 | 0 | 0 | |
| 5 | Isabella SANTA | 7 | 5 | 1 | 0 | 0 | 0 | 1 | 0 | |
| 6 | Ana CLAVIJO | 1 | 0 | 0 | 0 | 0 | 0 | 1 | 0 | |
| 7 | Alejandra BALDOVINO | 8 | 0 | 2 | 0 | 1 | 4 | 1 | 0 | |
| 8 | London CRAWFORD | 7 | 2 | 4 | 0 | 0 | 1 | 0 | 2 | |
| 10 | Ella MARTINEZ | 12 | 1 | 3 | 0 | 0 | 5 | 3 | 5 | |
| 14 | Daniela TODD | 1 | 0 | 0 | 0 | 0 | 1 | 0 | 0 | |
| 16 | Izabela CORTES | 11 | 1 | 0 | 0 | 0 | 2 | 8 | 0 | |
| 17 | Sofia GARCIA | 2 | 0 | 0 | 0 | 0 | 0 | 2 | 0 | |
| 20 | Shaira COLLAZOS | 8 | 6 | 0 | 0 | 0 | 0 | 2 | 5 | |
| 9 | Camila CORTES | 2 | 1 | 0 | 0 | 1 | 0 | 0 | 0 | |
| 13 | Isabella AMADO | 1 | 1 | 0 | 0 | 0 | 0 | 0 | 0 | |
| 15 | Angelica CASTILLO | 0 | 0 | 0 | 0 | 0 | 0 | 0 | 0 | |
| 19 | Camila CEBALLOS | 1 | 0 | 0 | 0 | 1 | 0 | 0 | 1 | |



INDIVIDUAL DATA OUT OF POSSESSION

Japan 4 - 0 Colombia

Out of Possession




| # | Player | Tackles Made / Won | Blocks | Interceptions | Pressing Direct | Pressing Indirect | Duels Won - Aerial | Duels Won - Physical | Possession Contests won | Clearances | Loose Ball Receptions | Pushing On | Pushing On into Pressing | Possession Regains | Possession Interrupted |
|----|-----------------|--------------------|--------|---------------|-----------------|-------------------|--------------------|----------------------|-------------------------|------------|-----------------------|------------|--------------------------|--------------------|------------------------|
| 12 | Rena YAMAUCHI | 0 / 0 | 0 | 0 | 0 | 0 | 0 | 0 | 0 | 0 | 5 | 0 | 0 | 3 | 0 |
| 3 | Yuna AOKI | 1 / 1 | 2 | 2 | 0 | 2 | 0 | 0 | 0 | 2 | 7 | 1 | 1 | 3 | 3 |
| 6 | Ema MATSUOKA | 3 / 0 | 2 | 1 | 5 | 1 | 5 | 0 | 5 | 4 | 8 | 2 | 1 | 2 | 4 |
| 7 | Honoka SUNAGA | 0 / 0 | 2 | 0 | 1 | 3 | 0 | 0 | 0 | 3 | 13 | 0 | 0 | 1 | 3 |
| 8 | Konoha NAKAMURA | 2 / 0 | 3 | 2 | 2 | 12 | 0 | 0 | 0 | 2 | 11 | 11 | 3 | 7 | 3 |
| 10 | Noa FUKUSHIMA | 1 / 0 | 1 | 0 | 2 | 8 | 0 | 0 | 0 | 2 | 2 | 3 | 2 | 0 | 4 |
| 11 | Yuna TAKAHASHI | 2 / 1 | 1 | 0 | 6 | 9 | 1 | 0 | 1 | 2 | 8 | 8 | 4 | 1 | 1 |
| 13 | Ua ONO | 3 / 2 | 2 | 0 | 3 | 13 | 1 | 0 | 1 | 1 | 7 | 13 | 10 | 4 | 0 |
| 15 | Niko SHIKIDA | 3 / 1 | 3 | 1 | 8 | 14 | 1 | 0 | 2 | 0 | 8 | 16 | 13 | 3 | 1 |
| 16 | Mone SATO | 3 / 3 | 3 | 3 | 0 | 1 | 4 | 0 | 4 | 8 | 9 | 0 | 0 | 8 | 10 |
| 17 | Kelly NEREI | 4 / 2 | 1 | 1 | 5 | 1 | 1 | 0 | 2 | 4 | 8 | 2 | 2 | 6 | 3 |
| 2 | Yuna MIYAZAKI | 1 / 1 | 0 | 0 | 1 | 1 | 0 | 0 | 0 | 1 | 0 | 0 | 0 | 1 | 1 |
| 4 | Momoka SANO | 0 / 0 | 0 | 0 | 0 | 0 | 0 | 0 | 0 | 1 | 1 | 0 | 0 | 0 | 1 |
| 9 | Nanami TAIRA | 0 / 0 | 0 | 0 | 0 | 3 | 0 | 0 | 0 | 0 | 0 | 4 | 3 | 0 | 0 |
| 14 | Iro SATO | 0 / 0 | 1 | 1 | 2 | 6 | 0 | 0 | 1 | 2 | 2 | 1 | 0 | 3 | 2 |
| 18 | Shizuru IIDA | 1 / 0 | 0 | 0 | 0 | 4 | 1 | 0 | 1 | 1 | 4 | 0 | 0 | 3 | 1 |

Out of Possession



| # | Player | Tackles Made / Won | Blocks | Interceptions | Pressing Direct | Pressing Indirect | Duels Won - Aerial | Duels Won - Physical | Possession Contests won | Clearances | Loose Ball Receptions | Pushing On | Pushing On into Pressing | Possession Regains | Possession Interrupted |
|----|---------------------|--------------------|--------|---------------|-----------------|-------------------|--------------------|----------------------|-------------------------|------------|-----------------------|------------|--------------------------|--------------------|------------------------|
| 1 | Isabella TEJADA | 0 / 0 | 0 | 0 | 0 | 0 | 0 | 0 | 0 | 0 | 3 | 0 | 0 | 10 | 0 |
| 2 | Laura CANO | 0 / 0 | 7 | 0 | 3 | 1 | 0 | 0 | 0 | 18 | 2 | 5 | 0 | 7 | 16 |
| 5 | Isabella SANTA | 3 / 1 | 3 | 0 | 5 | 33 | 0 | 0 | 2 | 3 | 9 | 37 | 20 | 3 | 5 |
| 6 | Ana CLAVIJO | 1 / 1 | 6 | 0 | 6 | 22 | 1 | 0 | 1 | 5 | 7 | 13 | 10 | 3 | 8 |
| 7 | Alejandra BALDOVINO | 5 / 2 | 1 | 0 | 2 | 61 | 4 | 0 | 5 | 1 | 3 | 41 | 25 | 2 | 2 |
| 8 | London CRAWFORD | 3 / 1 | 3 | 0 | 5 | 36 | 2 | 0 | 3 | 2 | 8 | 35 | 27 | 1 | 6 |
| 10 | Ella MARTINEZ | 2 / 1 | 5 | 0 | 5 | 29 | 0 | 0 | 2 | 1 | 7 | 16 | 13 | 4 | 3 |
| 14 | Daniela TODD | 5 / 1 | 4 | 0 | 5 | 18 | 1 | 0 | 2 | 0 | 3 | 11 | 9 | 4 | 2 |
| 16 | Izabela CORTES | 2 / 0 | 2 | 1 | 4 | 9 | 0 | 0 | 0 | 4 | 3 | 19 | 7 | 4 | 4 |
| 17 | Sofia GARCIA | 0 / 0 | 2 | 0 | 1 | 5 | 0 | 0 | 0 | 7 | 3 | 3 | 2 | 2 | 6 |
| 20 | Shaira COLLAZOS | 4 / 4 | 4 | 0 | 5 | 3 | 0 | 0 | 1 | 2 | 6 | 12 | 2 | 5 | 5 |
| 9 | Camila CORTES | 0 / 0 | 0 | 0 | 0 | 5 | 0 | 0 | 1 | 0 | 1 | 4 | 3 | 1 | 0 |
| 13 | Isabella AMADO | 1 / 1 | 1 | 0 | 1 | 1 | 0 | 0 | 0 | 0 | 1 | 0 | 0 | 1 | 0 |
| 15 | Angelica CASTILLO | 1 / 0 | 0 | 1 | 1 | 9 | 0 | 0 | 0 | 0 | 1 | 4 | 3 | 1 | 1 |
| 19 | Camila CEBALLOS | 0 / 0 | 0 | 0 | 2 | 8 | 1 | 0 | 1 | 0 | 0 | 7 | 6 | 0 | 0 |



INDIVIDUAL DATA PHYSICAL

Japan 4 - 0 Colombia

CC

| # | Player | Total Distance (m) | Zone 1: 0-7 km/h (m) | Zone 2: 7-13 km/h (m) | Zone 3: 13-19 km/h (m) | Zone 4: 19-23 km/h (m) | Zone 5: 23+ km/h (m) | High Speed Runs (Zone 3) | Sprints (Zone 4 & 5) | Top Speed (km/h) |
|----|-----------------|--------------------|----------------------|-----------------------|------------------------|------------------------|----------------------|--------------------------|----------------------|------------------|
| 12 | Rena YAMAUCHI | 3624.7 | 3044.7 | 509.0 | 53.2 | 17.8 | 0 | 4.0 | 2.0 | 22.9 |
| 3 | Yuna AOKI | 7412.3 | 2846.0 | 2870.4 | 1304.5 | 271.2 | 120.2 | 126.0 | 30.0 | 28.7 |
| 6 | Ema MATSUOKA | 8797.8 | 3148.9 | 3432.9 | 1597.4 | 424.8 | 193.8 | 165.0 | 41.0 | 31.0 |
| 7 | Honoka SUNAGA | 6892.0 | 2191.5 | 3076.9 | 1371.9 | 172.4 | 79.3 | 129.0 | 13.0 | 29.6 |
| 8 | Konoha NAKAMURA | 9071.0 | 2714.5 | 3686.9 | 2085.4 | 447.3 | 136.9 | 189.0 | 37.0 | 31.4 |
| 10 | Noa FUKUSHIMA | 7119.8 | 2362.4 | 2786.8 | 1470.2 | 358.9 | 141.6 | 137.0 | 36.0 | 29.3 |
| 11 | Yuna TAKAHASHI | 9466.9 | 3212.8 | 3877.9 | 1770.2 | 368.3 | 237.7 | 192.0 | 33.0 | 30.7 |
| 13 | Ua ONO | 10051.6 | 3284.1 | 3786.7 | 2164.2 | 572.6 | 244.0 | 212.0 | 49.0 | 32.6 |
| 15 | Niko SHIKIDA | 9459.3 | 3532.2 | 3514.3 | 1801.8 | 436.9 | 174.1 | 171.0 | 42.0 | 31.6 |
| 16 | Mone SATO | 9626.9 | 3386.9 | 3890.6 | 1740.8 | 444.7 | 163.9 | 170.0 | 41.0 | 34.3 |
| 17 | Kelly NEREI | 8275.1 | 2801.4 | 3142.0 | 1793.2 | 376.1 | 162.3 | 164.0 | 35.0 | 31.6 |
| 2 | Yuna MIYAZAKI | 1822.3 | 510.2 | 698.8 | 443.0 | 122.8 | 47.5 | 43.0 | 13.0 | 31.8 |
| 4 | Momoka SANO | 1684.4 | 483.7 | 604.5 | 442.0 | 101.5 | 52.7 | 42.0 | 8.0 | 29.2 |
| 9 | Nanami TAIRA | 1023.1 | 274.4 | 448.9 | 230.8 | 69.1 | 0 | 21.0 | 5.0 | 22.2 |
| 14 | Iro SATO | 3239.7 | 965.1 | 1245.6 | 880.7 | 129.8 | 18.5 | 77.0 | 16.0 | 26.8 |
| 18 | Shizuru IIDA | 3041.7 | 892.3 | 1124.2 | 835.3 | 159.6 | 30.3 | 75.0 | 17.0 | 28.8 |

Physical Data



CC

| # | Player | Total Distance (m) | Zone 1: 0-7 km/h (m) | Zone 2: 7-13 km/h (m) | Zone 3: 13-19 km/h (m) | Zone 4: 19-23 km/h (m) | Zone 5: 23+ km/h (m) | High Speed Runs (Zone 3) | Sprints (Zone 4 & 5) | Top Speed (km/h) |
|----|---------------------|--------------------|----------------------|-----------------------|------------------------|------------------------|----------------------|--------------------------|----------------------|------------------|
| 1 | Isabella TEJADA | 3737.5 | 3051.8 | 570.9 | 70.3 | 19.7 | 24.7 | 8.0 | 5.0 | 29.4 |
| 2 | Laura CANO | 7783.2 | 3452.5 | 3150.6 | 920.5 | 189.5 | 70.0 | 100.0 | 23.0 | 27.6 |
| 5 | Isabella SANTA | 10163.9 | 3229.9 | 4145.9 | 2409.2 | 267.2 | 111.7 | 208.0 | 27.0 | 32.3 |
| 6 | Ana CLAVIJO | 10525.2 | 3435.7 | 3977.6 | 2601.8 | 382.4 | 127.8 | 222.0 | 45.0 | 31.5 |
| 7 | Alejandra BALDOVINO | 8762.5 | 2977.9 | 3445.0 | 1773.9 | 417.7 | 147.9 | 161.0 | 37.0 | 29.3 |
| 8 | London CRAWFORD | 8847.8 | 2510.0 | 3877.7 | 2005.6 | 395.3 | 59.2 | 185.0 | 34.0 | 25.9 |
| 10 | Ella MARTINEZ | 9977.8 | 3255.8 | 4159.5 | 1971.6 | 402.5 | 188.5 | 180.0 | 41.0 | 28.3 |
| 14 | Daniela TODD | 7858.0 | 2474.2 | 2963.0 | 1785.8 | 489.9 | 145.1 | 165.0 | 48.0 | 34.3 |
| 16 | Izabela CORTES | 8859.0 | 3529.3 | 3073.1 | 1767.7 | 360.8 | 128.1 | 158.0 | 39.0 | 31.3 |
| 17 | Sofia GARCIA | 8260.3 | 3536.2 | 3386.1 | 1074.3 | 207.8 | 56.0 | 100.0 | 20.0 | 29.4 |
| 20 | Shaira COLLAZOS | 7575.2 | 3034.1 | 3189.8 | 1132.9 | 166.6 | 51.8 | 119.0 | 20.0 | 30.9 |
| 9 | Camila CORTES | 1152.7 | 256.4 | 456.0 | 362.5 | 59.0 | 18.7 | 33.0 | 8.0 | 26.6 |
| 13 | Isabella AMADO | 1007.8 | 309.5 | 452.0 | 200.8 | 45.5 | 0 | 23.0 | 6.0 | 21.7 |
| 15 | Angelica CASTILLO | 2616.3 | 734.7 | 1005.6 | 674.4 | 150.8 | 50.8 | 58.0 | 15.0 | 26.4 |
| 19 | Camila CEBALLOS | 1718.6 | 490.6 | 529.3 | 505.5 | 136.1 | 57.0 | 42.0 | 13.0 | 28.5 |

